



LEON COUNTY ELECTION'S OFFICE
Donna Golden, Election Administrator, REO, CERA


P.O. Box 1239, 155 N Cass Street, Centerville, Texas 75833 903/536-4469 903/536-1773-FAX


Canvass Totals for Constitutional Amendment Election
November 7, 2023


I, Donna Golden, Elections Administrator, do hereby certify these are the true and correct election results from the Constitutional Amendment Elections held on November 7, 2023, in Leon County, Texas. (Sec. 87.1231 of the Texas Election Code)

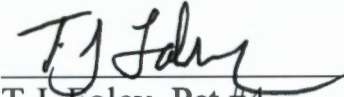

Donna Golden
11/13/23
Date


Received into the Commissioner's Court minutes of Leon County on this 13th day of November, 2023.



Joey Sullivan, Pct #1
Leon County Commissioner


Paul Bing, Pct #2
Leon County Commissioner


Kyle Workman, Pct #3
Leon County Commissioner


T.J. Foley, Pct #4
Leon County Commissioner


Byron Ryder
Leon County Judge


Christie Wakefield
Leon County Clerk

**LEON COUNTY
2023 CONSTITUTIONAL AMENDMENT ELECTION
November 7, 2023**

DONNA GOLDEN, ELECTIONS ADMINISTRATOR, CERA, REO

19.9% Voter Turnout	1	2	3	4	5	6	7	8	9	10	11	12	13	14	TOTAL
TOTAL REG VOTERS	1866	389	646	978	607	1149	645	1184	458	1152	1076	882	885	293	12,210
TOTAL VOTES CAST	397	87	132	207	139	306	115	234	59	197	169	183	196	57	2,478
STATE OF TEXAS CONSTITUTIONAL AMENDMENTS															
Proposition 1															
For	359	80	121	188	125	251	103	217	57	186	150	157	192	51	2,237
Against	32	5	11	17	14	48	12	17	1	11	16	24	4	6	218
For	232	51	74	140	81	180	62	139	41	126	114	120	129	40	1,529
Against	147	27	57	61	54	115	51	88	17	64	50	54	64	17	866
Proposition 3															
For	321	69	116	176	121	253	92	205	55	169	135	132	177	48	2,069
Against	63	10	15	24	16	43	20	26	3	21	30	42	17	9	339
Proposition 4															
For	355	77	127	189	127	291	98	219	56	177	151	162	183	52	2,264
Against	35	10	5	16	12	11	16	12	2	14	15	15	11	3	177
Proposition 5															
For	214	42	73	119	77	173	47	123	26	93	94	96	112	39	1,328
Against	165	36	59	81	57	120	63	104	32	94	70	79	82	17	1,059
Proposition 6															
For	273	58	91	159	100	237	67	176	48	144	115	131	132	41	1,772
Against	110	27	39	42	34	60	44	54	10	44	48	46	63	14	635
Proposition 7															
For	267	65	85	141	91	216	76	162	50	134	112	122	151	44	1,716
Against	118	18	43	59	43	80	35	70	8	53	52	53	41	12	685
Proposition 8															
For	259	59	90	140	96	203	73	153	43	128	113	128	138	39	1,662
Against	122	19	40	62	40	95	37	78	15	59	50	51	56	15	739
Proposition 9															
For	315	80	109	183	115	248	94	196	52	148	134	147	151	49	2,021
Against	76	5	22	21	21	53	18	35	7	42	33	33	43	8	417
Proposition 10															
For	230	49	71	121	75	176	56	133	38	110	105	104	124	37	1,429
Against	149	31	57	80	61	116	54	94	19	77	61	72	69	19	959
Proposition 11															
For	191	39	57	111	73	157	50	109	30	107	99	92	93	32	1,240
Against	170	35	61	85	60	120	57	107	21	74	60	79	92	21	1,042
Proposition 12															
For	203	35	64	112	72	168	50	114	38	96	78	91	98	29	1,248
Against	154	34	50	79	57	105	49	99	11	77	76	80	81	23	975
Proposition 13															
For	161	42	49	77	52	118	53	89	22	80	72	68	76	18	977
Against	215	37	80	121	82	172	58	137	35	109	90	110	117	37	1,400
Proposition 14															
For	275	53	95	157	101	211	65	167	45	131	120	119	122	50	1,711
Against	108	25	36	44	33	84	46	62	13	58	45	56	70	7	687


Election Results as Canvassed by Leon County Commissioners Court on November 13, 2023.

Election Reconciliation - Official Totals

County Leon County, TX Election Name Constitutional Amendment
 Registered Voters 12,210 Election Date 11/07/23

1. Voters <small>(from election rosters and lists)</small>		2. Rejected ballots		3. Counted ballots <small>(from tabulation software)</small>	
A. Early voting in person voters	801			I. Early voting ballots counted	801
B. Election day in person voters	1633			J. Election day ballots counted	1633
C. Mail ballot voters	44	F. Mail ballots rejected	0	K. Mail ballots counted	44
D. Provisional ballots submitted	0	G. Provisional ballots rejected	0	L. Provisional ballots counted	0
E. Total voters (A+B+C+D)	2478	H. Total ballots rejected (F+G)	0	M. Total ballots counted (I+J+K+L)	2478

4. Comparison of voters and counted ballots	
N. Difference between voters and ballots (E-H-M)	0
O. Difference as percentage of voters (N+(E-H)*100)	100 %
P. Explanation for difference, if any	

5. Attestation		
Q. "I certify that the information contained in this document accurately reflects the official reconciliation of votes and voters from the above stated election"		
 Presiding judge signature	Donna Golden, REO, CERA Print name	11/07/23 Date

6. Mail ballots	
R. Mail ballots sent	48
S. Mail ballots not returned by voter	4
T. Mail ballots surrendered	0

7. Provisional ballots	
U. Provisional ballots deemed incomplete	0

**LEON COUNTY, TX
CONSTITUTIONAL AMENDMENT ELECTION
NOVEMBER 7, 2023**

EARLY VOTING:

TOTALS

PCT'S #1-14	793
LIMITED BALLOT	8
BALLOTS BY MAIL	44
	<hr/> 845

ELECTION DAY:

PCT'S #1, 2, 3, 14	324
PCT'S #4, 5, 6	528
PCT'S #7, 8, 9	295
PCT'S #10, 11, 13	331
PCT #12	155
	<hr/> 1633

TOTAL EV & ED:

2478

Summary Results Report
11/07/23 Constitutional Amendments
Leon County, TX

OFFICIAL RESULTS

Statistics

	TOTAL	Absentee	Early Voting	Election Day
Election Day Precincts Reporting	14 of 14	0	0	14
Precincts Complete	0 of 14	0	0	0
Precincts Partially Reported	14 of 14	0	0	14
Absentee/ Early Precincts Reporting	14 of 14	14	14	0
Registered Voters - Total	12,210			
Ballots Cast - Total	2,478	44	801	1,633
Ballots Cast - Blank	1	1	0	0
Voter Turnout - Total	20.29%			

Summary Results Report
 11/07/23 Constitutional Amendments
 Leon County, TX

OFFICIAL RESULTS

STATE PROP 1

Vote For 1

	TOTAL	Absentee	Early Voting	Election Day
For	2,237	42	722	1,473
Against	218	1	72	145
Total Votes Cast	2,455	43	794	1,618
Overvotes	0	0	0	0
Undervotes	23	1	7	15

STATE PROP 2

Vote For 1

	TOTAL	Absentee	Early Voting	Election Day
For	1,529	30	466	1,033
Against	866	12	313	541
Total Votes Cast	2,395	42	779	1,574
Overvotes	0	0	0	0
Undervotes	83	2	22	59

STATE PROP 3

Vote For 1

	TOTAL	Absentee	Early Voting	Election Day
For	2,069	35	662	1,372
Against	339	7	124	208
Total Votes Cast	2,408	42	786	1,580
Overvotes	0	0	0	0
Undervotes	70	2	15	53

STATE PROP 4

Vote For 1

	TOTAL	Absentee	Early Voting	Election Day
For	2,264	34	744	1,486
Against	177	5	49	123
Total Votes Cast	2,441	39	793	1,609
Overvotes	0	0	0	0
Undervotes	37	5	8	24

STATE PROP 5

Vote For 1

	TOTAL	Absentee	Early Voting	Election Day
For	1,328	30	464	834
Against	1,059	11	314	734
Total Votes Cast	2,387	41	778	1,568
Overvotes	0	0	0	0
Undervotes	91	3	23	65

Summary Results Report
 11/07/23 Constitutional Amendments
 Leon County, TX

STATE PROP 6

Vote For 1

	TOTAL	Absentee	Early Voting	Election Day
For	1,772	40	594	1,138
Against	635	3	192	440
Total Votes Cast	2,407	43	786	1,578
Overvotes	0	0	0	0
Undervotes	71	1	15	55

STATE PROP 7

Vote For 1

	TOTAL	Absentee	Early Voting	Election Day
For	1,716	37	572	1,107
Against	685	5	212	468
Total Votes Cast	2,401	42	784	1,575
Overvotes	0	0	0	0
Undervotes	77	2	17	58

STATE PROP 8

Vote For 1

	TOTAL	Absentee	Early Voting	Election Day
For	1,662	35	561	1,066
Against	739	5	220	514
Total Votes Cast	2,401	40	781	1,580
Overvotes	0	0	0	0
Undervotes	77	4	20	53

STATE PROP 9

Vote For 1

	TOTAL	Absentee	Early Voting	Election Day
For	2,021	36	673	1,312
Against	417	4	121	292
Total Votes Cast	2,438	40	794	1,604
Overvotes	0	0	0	0
Undervotes	40	4	7	29

STATE PROP 10

Vote For 1

	TOTAL	Absentee	Early Voting	Election Day
For	1,429	33	470	926
Against	959	8	304	647
Total Votes Cast	2,388	41	774	1,573
Overvotes	0	0	0	0
Undervotes	90	3	27	60

Summary Results Report
 11/07/23 Constitutional Amendments
 Leon County, TX

STATE PROP 11

Vote For 1

	TOTAL	Absentee	Early Voting	Election Day
For	1,240	30	424	786
Against	1,042	6	324	712
Total Votes Cast	2,282	36	748	1,498
Overvotes	0	0	0	0
Undervotes	196	8	53	135

STATE PROP 12

Vote For 1

	TOTAL	Absentee	Early Voting	Election Day
For	1,248	22	412	814
Against	975	12	315	648
Total Votes Cast	2,223	34	727	1,462
Overvotes	0	0	0	0
Undervotes	255	10	74	171

STATE PROP 13

Vote For 1

	TOTAL	Absentee	Early Voting	Election Day
For	977	11	331	635
Against	1,400	27	444	929
Total Votes Cast	2,377	38	775	1,564
Overvotes	0	0	0	0
Undervotes	101	6	26	69

STATE PROP 14

Vote For 1

	TOTAL	Absentee	Early Voting	Election Day
For	1,711	32	557	1,122
Against	687	6	223	458
Total Votes Cast	2,398	38	780	1,580
Overvotes	0	0	0	0
Undervotes	80	6	21	53

Pct #1 - Centerville

Statistics	TOTAL	Absentee	Early Voting	Election Day
Registered Voters - Total	1,866			
Ballots Cast - Total	397	16	192	189
Ballots Cast - Blank	0	0	0	0
Voter Turnout - Total	21.28%			

STATE PROP 1

Vote For 1

	TOTAL	VOTE %	Absentee	Early Voting	Election Day
For	359	90.43%	16	176	167
Against	32	8.06%	0	14	18
Total Votes Cast	391	98.49%	16	190	185
Overvotes	0	0.00%	0	0	0
Undervotes	6	1.51%	0	2	4

STATE PROP 2

Vote For 1

	TOTAL	VOTE %	Absentee	Early Voting	Election Day
For	232	58.44%	14	110	108
Against	147	37.03%	2	75	70
Total Votes Cast	379	95.47%	16	185	178
Overvotes	0	0.00%	0	0	0
Undervotes	18	4.53%	0	7	11

STATE PROP 3

Vote For 1

	TOTAL	VOTE %	Absentee	Early Voting	Election Day
For	321	80.86%	13	152	156
Against	63	15.87%	3	36	24
Total Votes Cast	384	96.73%	16	188	180
Overvotes	0	0.00%	0	0	0
Undervotes	13	3.27%	0	4	9

STATE PROP 4

Vote For 1

	TOTAL	VOTE %	Absentee	Early Voting	Election Day
For	355	89.42%	12	177	166
Against	35	8.82%	2	14	19
Total Votes Cast	390	98.24%	14	191	185
Overvotes	0	0.00%	0	0	0
Undervotes	7	1.76%	2	1	4

Pct #1 - Centerville

STATE PROP 5

Vote For 1

	TOTAL	VOTE %	Absentee	Early Voting	Election Day
For	214	53.90%	10	114	90
Against	165	41.56%	6	74	85
Total Votes Cast	379	95.47%	16	188	175
Overvotes	0	0.00%	0	0	0
Undervotes	18	4.53%	0	4	14

STATE PROP 6

Vote For 1

	TOTAL	VOTE %	Absentee	Early Voting	Election Day
For	273	68.77%	14	143	116
Against	110	27.71%	2	45	63
Total Votes Cast	383	96.47%	16	188	179
Overvotes	0	0.00%	0	0	0
Undervotes	14	3.53%	0	4	10

STATE PROP 7

Vote For 1

	TOTAL	VOTE %	Absentee	Early Voting	Election Day
For	267	67.25%	16	129	122
Against	118	29.72%	0	60	58
Total Votes Cast	385	96.98%	16	189	180
Overvotes	0	0.00%	0	0	0
Undervotes	12	3.02%	0	3	9

STATE PROP 8

Vote For 1

	TOTAL	VOTE %	Absentee	Early Voting	Election Day
For	259	65.24%	15	129	115
Against	122	30.73%	1	58	63
Total Votes Cast	381	95.97%	16	187	178
Overvotes	0	0.00%	0	0	0
Undervotes	16	4.03%	0	5	11

STATE PROP 9

Vote For 1

	TOTAL	VOTE %	Absentee	Early Voting	Election Day
For	315	79.35%	13	164	138
Against	76	19.14%	3	26	47
Total Votes Cast	391	98.49%	16	190	185
Overvotes	0	0.00%	0	0	0
Undervotes	6	1.51%	0	2	4

Pct #1 - Centerville

STATE PROP 10

Vote For 1

	TOTAL	VOTE %	Absentee	Early Voting	Election Day
For	230	57.93%	15	118	97
Against	149	37.53%	1	70	78
Total Votes Cast	379	95.47%	16	188	175
Overvotes	0	0.00%	0	0	0
Undervotes	18	4.53%	0	4	14

STATE PROP 11

Vote For 1

	TOTAL	VOTE %	Absentee	Early Voting	Election Day
For	191	48.11%	10	103	78
Against	170	42.82%	3	77	90
Total Votes Cast	361	90.93%	13	180	168
Overvotes	0	0.00%	0	0	0
Undervotes	36	9.07%	3	12	21

STATE PROP 12

Vote For 1

	TOTAL	VOTE %	Absentee	Early Voting	Election Day
For	203	51.13%	10	105	88
Against	154	38.79%	3	72	79
Total Votes Cast	357	89.92%	13	177	167
Overvotes	0	0.00%	0	0	0
Undervotes	40	10.08%	3	15	22

STATE PROP 13

Vote For 1

	TOTAL	VOTE %	Absentee	Early Voting	Election Day
For	161	40.55%	5	91	65
Against	215	54.16%	11	93	111
Total Votes Cast	376	94.71%	16	184	176
Overvotes	0	0.00%	0	0	0
Undervotes	21	5.29%	0	8	13

STATE PROP 14

Vote For 1

	TOTAL	VOTE %	Absentee	Early Voting	Election Day
For	275	69.27%	12	140	123
Against	108	27.20%	4	48	56
Total Votes Cast	383	96.47%	16	188	179
Overvotes	0	0.00%	0	0	0
Undervotes	14	3.53%	0	4	10

Pct #2 - Guy's Store

Statistics	TOTAL	Absentee	Early Voting	Election Day
Registered Voters - Total	389			
Ballots Cast - Total	87	2	37	48
Ballots Cast - Blank	0	0	0	0
Voter Turnout - Total	22.36%			

STATE PROP 1

Vote For 1

	TOTAL	VOTE %	Absentee	Early Voting	Election Day
For	80	91.95%	2	35	43
Against	5	5.75%	0	0	5
Total Votes Cast	85	97.70%	2	35	48
Overvotes	0	0.00%	0	0	0
Undervotes	2	2.30%	0	2	0

STATE PROP 2

Vote For 1

	TOTAL	VOTE %	Absentee	Early Voting	Election Day
For	51	58.62%	2	21	28
Against	27	31.03%	0	10	17
Total Votes Cast	78	89.66%	2	31	45
Overvotes	0	0.00%	0	0	0
Undervotes	9	10.34%	0	6	3

STATE PROP 3

Vote For 1

	TOTAL	VOTE %	Absentee	Early Voting	Election Day
For	69	79.31%	2	29	38
Against	10	11.49%	0	4	6
Total Votes Cast	79	90.80%	2	33	44
Overvotes	0	0.00%	0	0	0
Undervotes	8	9.20%	0	4	4

STATE PROP 4

Vote For 1

	TOTAL	VOTE %	Absentee	Early Voting	Election Day
For	77	88.51%	2	35	40
Against	10	11.49%	0	2	8
Total Votes Cast	87	100.00%	2	37	48
Overvotes	0	0.00%	0	0	0
Undervotes	0	0.00%	0	0	0

Pct #2 - Guy's Store

STATE PROP 5

Vote For 1

	TOTAL	VOTE %	Absentee	Early Voting	Election Day
For	42	48.28%	2	16	24
Against	36	41.38%	0	14	22
Total Votes Cast	78	89.66%	2	30	46
Overvotes	0	0.00%	0	0	0
Undervotes	9	10.34%	0	7	2

STATE PROP 6

Vote For 1

	TOTAL	VOTE %	Absentee	Early Voting	Election Day
For	58	66.67%	2	24	32
Against	27	31.03%	0	11	16
Total Votes Cast	85	97.70%	2	35	48
Overvotes	0	0.00%	0	0	0
Undervotes	2	2.30%	0	2	0

STATE PROP 7

Vote For 1

	TOTAL	VOTE %	Absentee	Early Voting	Election Day
For	65	74.71%	2	32	31
Against	18	20.69%	0	3	15
Total Votes Cast	83	95.40%	2	35	46
Overvotes	0	0.00%	0	0	0
Undervotes	4	4.60%	0	2	2

STATE PROP 8

Vote For 1

	TOTAL	VOTE %	Absentee	Early Voting	Election Day
For	59	67.82%	2	26	31
Against	19	21.84%	0	5	14
Total Votes Cast	78	89.66%	2	31	45
Overvotes	0	0.00%	0	0	0
Undervotes	9	10.34%	0	6	3

STATE PROP 9

Vote For 1

	TOTAL	VOTE %	Absentee	Early Voting	Election Day
For	80	91.95%	2	34	44
Against	5	5.75%	0	1	4
Total Votes Cast	85	97.70%	2	35	48
Overvotes	0	0.00%	0	0	0
Undervotes	2	2.30%	0	2	0

Pct #2 - Guy's Store

STATE PROP 10

Vote For 1

	TOTAL	VOTE %	Absentee	Early Voting	Election Day
For	49	56.32%	2	20	27
Against	31	35.63%	0	11	20
Total Votes Cast	80	91.95%	2	31	47
Overvotes	0	0.00%	0	0	0
Undervotes	7	8.05%	0	6	1

STATE PROP 11

Vote For 1

	TOTAL	VOTE %	Absentee	Early Voting	Election Day
For	39	44.83%	2	14	23
Against	35	40.23%	0	14	21
Total Votes Cast	74	85.06%	2	28	44
Overvotes	0	0.00%	0	0	0
Undervotes	13	14.94%	0	9	4

STATE PROP 12

Vote For 1

	TOTAL	VOTE %	Absentee	Early Voting	Election Day
For	35	40.23%	2	13	20
Against	34	39.08%	0	14	20
Total Votes Cast	69	79.31%	2	27	40
Overvotes	0	0.00%	0	0	0
Undervotes	18	20.69%	0	10	8

STATE PROP 13

Vote For 1

	TOTAL	VOTE %	Absentee	Early Voting	Election Day
For	42	48.28%	0	15	27
Against	37	42.53%	2	16	19
Total Votes Cast	79	90.80%	2	31	46
Overvotes	0	0.00%	0	0	0
Undervotes	8	9.20%	0	6	2

STATE PROP 14

Vote For 1

	TOTAL	VOTE %	Absentee	Early Voting	Election Day
For	53	60.92%	2	19	32
Against	25	28.74%	0	12	13
Total Votes Cast	78	89.66%	2	31	45
Overvotes	0	0.00%	0	0	0
Undervotes	9	10.34%	0	6	3

Pct #3 - Leona

Statistics

	TOTAL	Absentee	Early Voting	Election Day
Registered Voters - Total	646			
Ballots Cast - Total	132	2	59	71
Ballots Cast - Blank	0	0	0	0
Voter Turnout - Total	20.43%			

STATE PROP 1

Vote For 1

	TOTAL	VOTE %	Absentee	Early Voting	Election Day
For	121	91.67%	2	51	68
Against	11	8.33%	0	8	3
Total Votes Cast	132	100.00%	2	59	71
Overvotes	0	0.00%	0	0	0
Undervotes	0	0.00%	0	0	0

STATE PROP 2

Vote For 1

	TOTAL	VOTE %	Absentee	Early Voting	Election Day
For	74	56.06%	0	30	44
Against	57	43.18%	2	29	26
Total Votes Cast	131	99.24%	2	59	70
Overvotes	0	0.00%	0	0	0
Undervotes	1	0.76%	0	0	1

STATE PROP 3

Vote For 1

	TOTAL	VOTE %	Absentee	Early Voting	Election Day
For	116	87.88%	1	50	65
Against	15	11.36%	1	9	5
Total Votes Cast	131	99.24%	2	59	70
Overvotes	0	0.00%	0	0	0
Undervotes	1	0.76%	0	0	1

STATE PROP 4

Vote For 1

	TOTAL	VOTE %	Absentee	Early Voting	Election Day
For	127	96.21%	0	58	69
Against	5	3.79%	2	1	2
Total Votes Cast	132	100.00%	2	59	71
Overvotes	0	0.00%	0	0	0
Undervotes	0	0.00%	0	0	0

Pct #3 - Leona

STATE PROP 5

Vote For 1

	TOTAL	VOTE %	Absentee	Early Voting	Election Day
For	73	55.30%	1	32	40
Against	59	44.70%	1	27	31
Total Votes Cast	132	100.00%	2	59	71
Overvotes	0	0.00%	0	0	0
Undervotes	0	0.00%	0	0	0

STATE PROP 6

Vote For 1

	TOTAL	VOTE %	Absentee	Early Voting	Election Day
For	91	68.94%	1	39	51
Against	39	29.55%	1	20	18
Total Votes Cast	130	98.48%	2	59	69
Overvotes	0	0.00%	0	0	0
Undervotes	2	1.52%	0	0	2

STATE PROP 7

Vote For 1

	TOTAL	VOTE %	Absentee	Early Voting	Election Day
For	85	64.39%	1	37	47
Against	43	32.58%	1	21	21
Total Votes Cast	128	96.97%	2	58	68
Overvotes	0	0.00%	0	0	0
Undervotes	4	3.03%	0	1	3

STATE PROP 8

Vote For 1

	TOTAL	VOTE %	Absentee	Early Voting	Election Day
For	90	68.18%	1	38	51
Against	40	30.30%	1	21	18
Total Votes Cast	130	98.48%	2	59	69
Overvotes	0	0.00%	0	0	0
Undervotes	2	1.52%	0	0	2

STATE PROP 9

Vote For 1

	TOTAL	VOTE %	Absentee	Early Voting	Election Day
For	109	82.58%	1	51	57
Against	22	16.67%	1	8	13
Total Votes Cast	131	99.24%	2	59	70
Overvotes	0	0.00%	0	0	0
Undervotes	1	0.76%	0	0	1

Pct #3 - Leona

STATE PROP 10

Vote For 1

	TOTAL	VOTE %	Absentee	Early Voting	Election Day
For	71	53.79%	0	30	41
Against	57	43.18%	2	28	27
Total Votes Cast	128	96.97%	2	58	68
Overvotes	0	0.00%	0	0	0
Undervotes	4	3.03%	0	1	3

STATE PROP 11

Vote For 1

	TOTAL	VOTE %	Absentee	Early Voting	Election Day
For	57	43.18%	0	25	32
Against	61	46.21%	2	29	30
Total Votes Cast	118	89.39%	2	54	62
Overvotes	0	0.00%	0	0	0
Undervotes	14	10.61%	0	5	9

STATE PROP 12

Vote For 1

	TOTAL	VOTE %	Absentee	Early Voting	Election Day
For	64	48.48%	1	26	37
Against	50	37.88%	1	25	24
Total Votes Cast	114	86.36%	2	51	61
Overvotes	0	0.00%	0	0	0
Undervotes	18	13.64%	0	8	10

STATE PROP 13

Vote For 1

	TOTAL	VOTE %	Absentee	Early Voting	Election Day
For	49	37.12%	1	23	25
Against	80	60.61%	1	36	43
Total Votes Cast	129	97.73%	2	59	68
Overvotes	0	0.00%	0	0	0
Undervotes	3	2.27%	0	0	3

STATE PROP 14

Vote For 1

	TOTAL	VOTE %	Absentee	Early Voting	Election Day
For	95	71.97%	1	39	55
Against	36	27.27%	1	20	15
Total Votes Cast	131	99.24%	2	59	70
Overvotes	0	0.00%	0	0	0
Undervotes	1	0.76%	0	0	1

Pct #4 - Normangee

Statistics	TOTAL	Absentee	Early Voting	Election Day
Registered Voters - Total	978			
Ballots Cast - Total	207	1	26	180
Ballots Cast - Blank	0	0	0	0
Voter Turnout - Total	21.17%			

STATE PROP 1

Vote For 1

	TOTAL	VOTE %	Absentee	Early Voting	Election Day
For	188	90.82%	1	21	166
Against	17	8.21%	0	4	13
Total Votes Cast	205	99.03%	1	25	179
Overvotes	0	0.00%	0	0	0
Undervotes	2	0.97%	0	1	1

STATE PROP 2

Vote For 1

	TOTAL	VOTE %	Absentee	Early Voting	Election Day
For	140	67.63%	1	13	126
Against	61	29.47%	0	12	49
Total Votes Cast	201	97.10%	1	25	175
Overvotes	0	0.00%	0	0	0
Undervotes	6	2.90%	0	1	5

STATE PROP 3

Vote For 1

	TOTAL	VOTE %	Absentee	Early Voting	Election Day
For	176	85.02%	1	21	154
Against	24	11.59%	0	4	20
Total Votes Cast	200	96.62%	1	25	174
Overvotes	0	0.00%	0	0	0
Undervotes	7	3.38%	0	1	6

STATE PROP 4

Vote For 1

	TOTAL	VOTE %	Absentee	Early Voting	Election Day
For	189	91.30%	1	25	163
Against	16	7.73%	0	1	15
Total Votes Cast	205	99.03%	1	26	178
Overvotes	0	0.00%	0	0	0
Undervotes	2	0.97%	0	0	2

Pct #4 - Normangee

STATE PROP 5

Vote For 1

	TOTAL	VOTE %	Absentee	Early Voting	Election Day
For	119	57.49%	1	15	103
Against	81	39.13%	0	10	71
Total Votes Cast	200	96.62%	1	25	174
Overvotes	0	0.00%	0	0	0
Undervotes	7	3.38%	0	1	6

STATE PROP 6

Vote For 1

	TOTAL	VOTE %	Absentee	Early Voting	Election Day
For	159	76.81%	1	21	137
Against	42	20.29%	0	4	38
Total Votes Cast	201	97.10%	1	25	175
Overvotes	0	0.00%	0	0	0
Undervotes	6	2.90%	0	1	5

STATE PROP 7

Vote For 1

	TOTAL	VOTE %	Absentee	Early Voting	Election Day
For	141	68.12%	1	17	123
Against	59	28.50%	0	8	51
Total Votes Cast	200	96.62%	1	25	174
Overvotes	0	0.00%	0	0	0
Undervotes	7	3.38%	0	1	6

STATE PROP 8

Vote For 1

	TOTAL	VOTE %	Absentee	Early Voting	Election Day
For	140	67.63%	1	19	120
Against	62	29.95%	0	6	56
Total Votes Cast	202	97.58%	1	25	176
Overvotes	0	0.00%	0	0	0
Undervotes	5	2.42%	0	1	4

STATE PROP 9

Vote For 1

	TOTAL	VOTE %	Absentee	Early Voting	Election Day
For	183	88.41%	1	24	158
Against	21	10.14%	0	2	19
Total Votes Cast	204	98.55%	1	26	177
Overvotes	0	0.00%	0	0	0
Undervotes	3	1.45%	0	0	3

Pct #4 - Normangee

STATE PROP 10

Vote For 1

	TOTAL	VOTE %	Absentee	Early Voting	Election Day
For	121	58.45%	1	12	108
Against	80	38.65%	0	13	67
Total Votes Cast	201	97.10%	1	25	175
Overvotes	0	0.00%	0	0	0
Undervotes	6	2.90%	0	1	5

STATE PROP 11

Vote For 1

	TOTAL	VOTE %	Absentee	Early Voting	Election Day
For	111	53.62%	1	15	95
Against	85	41.06%	0	10	75
Total Votes Cast	196	94.69%	1	25	170
Overvotes	0	0.00%	0	0	0
Undervotes	11	5.31%	0	1	10

STATE PROP 12

Vote For 1

	TOTAL	VOTE %	Absentee	Early Voting	Election Day
For	112	54.11%	1	13	98
Against	79	38.16%	0	11	68
Total Votes Cast	191	92.27%	1	24	166
Overvotes	0	0.00%	0	0	0
Undervotes	16	7.73%	0	2	14

STATE PROP 13

Vote For 1

	TOTAL	VOTE %	Absentee	Early Voting	Election Day
For	77	37.20%	0	8	69
Against	121	58.45%	1	17	103
Total Votes Cast	198	95.65%	1	25	172
Overvotes	0	0.00%	0	0	0
Undervotes	9	4.35%	0	1	8

STATE PROP 14

Vote For 1

	TOTAL	VOTE %	Absentee	Early Voting	Election Day
For	157	75.85%	1	19	137
Against	44	21.26%	0	6	38
Total Votes Cast	201	97.10%	1	25	175
Overvotes	0	0.00%	0	0	0
Undervotes	6	2.90%	0	1	5

Pct #5 - Flynn

Statistics	TOTAL	Absentee	Early Voting	Election Day
Registered Voters - Total	607			
Ballots Cast - Total	139	1	48	90
Ballots Cast - Blank	0	0	0	0
Voter Turnout - Total	22.90%			

STATE PROP 1

Vote For 1

	TOTAL	VOTE %	Absentee	Early Voting	Election Day
For	125	89.93%	1	42	82
Against	14	10.07%	0	6	8
Total Votes Cast	139	100.00%	1	48	90
Overvotes	0	0.00%	0	0	0
Undervotes	0	0.00%	0	0	0

STATE PROP 2

Vote For 1

	TOTAL	VOTE %	Absentee	Early Voting	Election Day
For	81	58.27%	1	26	54
Against	54	38.85%	0	22	32
Total Votes Cast	135	97.12%	1	48	86
Overvotes	0	0.00%	0	0	0
Undervotes	4	2.88%	0	0	4

STATE PROP 3

Vote For 1

	TOTAL	VOTE %	Absentee	Early Voting	Election Day
For	121	87.05%	1	42	78
Against	16	11.51%	0	6	10
Total Votes Cast	137	98.56%	1	48	88
Overvotes	0	0.00%	0	0	0
Undervotes	2	1.44%	0	0	2

STATE PROP 4

Vote For 1

	TOTAL	VOTE %	Absentee	Early Voting	Election Day
For	127	91.37%	1	43	83
Against	12	8.63%	0	5	7
Total Votes Cast	139	100.00%	1	48	90
Overvotes	0	0.00%	0	0	0
Undervotes	0	0.00%	0	0	0

Pct #5 - Flynn

STATE PROP 5

Vote For 1

	TOTAL	VOTE %	Absentee	Early Voting	Election Day
For	77	55.40%	1	29	47
Against	57	41.01%	0	19	38
Total Votes Cast	134	96.40%	1	48	85
Overvotes	0	0.00%	0	0	0
Undervotes	5	3.60%	0	0	5

STATE PROP 6

Vote For 1

	TOTAL	VOTE %	Absentee	Early Voting	Election Day
For	100	71.94%	1	38	61
Against	34	24.46%	0	10	24
Total Votes Cast	134	96.40%	1	48	85
Overvotes	0	0.00%	0	0	0
Undervotes	5	3.60%	0	0	5

STATE PROP 7

Vote For 1

	TOTAL	VOTE %	Absentee	Early Voting	Election Day
For	91	65.47%	1	28	62
Against	43	30.94%	0	20	23
Total Votes Cast	134	96.40%	1	48	85
Overvotes	0	0.00%	0	0	0
Undervotes	5	3.60%	0	0	5

STATE PROP 8

Vote For 1

	TOTAL	VOTE %	Absentee	Early Voting	Election Day
For	96	69.06%	1	35	60
Against	40	28.78%	0	13	27
Total Votes Cast	136	97.84%	1	48	87
Overvotes	0	0.00%	0	0	0
Undervotes	3	2.16%	0	0	3

STATE PROP 9

Vote For 1

	TOTAL	VOTE %	Absentee	Early Voting	Election Day
For	115	82.73%	1	41	73
Against	21	15.11%	0	7	14
Total Votes Cast	136	97.84%	1	48	87
Overvotes	0	0.00%	0	0	0
Undervotes	3	2.16%	0	0	3

Pct #5 - Flynn

STATE PROP 10

Vote For 1

	TOTAL	VOTE %	Absentee	Early Voting	Election Day
For	75	53.96%	1	29	45
Against	61	43.88%	0	19	42
Total Votes Cast	136	97.84%	1	48	87
Overvotes	0	0.00%	0	0	0
Undervotes	3	2.16%	0	0	3

STATE PROP 11

Vote For 1

	TOTAL	VOTE %	Absentee	Early Voting	Election Day
For	73	52.52%	1	27	45
Against	60	43.17%	0	21	39
Total Votes Cast	133	95.68%	1	48	84
Overvotes	0	0.00%	0	0	0
Undervotes	6	4.32%	0	0	6

STATE PROP 12

Vote For 1

	TOTAL	VOTE %	Absentee	Early Voting	Election Day
For	72	51.80%	1	20	51
Against	57	41.01%	0	28	29
Total Votes Cast	129	92.81%	1	48	80
Overvotes	0	0.00%	0	0	0
Undervotes	10	7.19%	0	0	10

STATE PROP 13

Vote For 1

	TOTAL	VOTE %	Absentee	Early Voting	Election Day
For	52	37.41%	0	22	30
Against	82	58.99%	1	26	55
Total Votes Cast	134	96.40%	1	48	85
Overvotes	0	0.00%	0	0	0
Undervotes	5	3.60%	0	0	5

STATE PROP 14

Vote For 1

	TOTAL	VOTE %	Absentee	Early Voting	Election Day
For	101	72.66%	1	38	62
Against	33	23.74%	0	10	23
Total Votes Cast	134	96.40%	1	48	85
Overvotes	0	0.00%	0	0	0
Undervotes	5	3.60%	0	0	5

Pct #6 - Hilltop Lakes

Statistics	TOTAL	Absentee	Early Voting	Election Day
Registered Voters - Total	1,149			
Ballots Cast - Total	306	5	43	258
Ballots Cast - Blank	0	0	0	0
Voter Turnout - Total	26.63%			

STATE PROP 1

Vote For 1

	TOTAL	VOTE %	Absentee	Early Voting	Election Day
For	251	82.03%	4	34	213
Against	48	15.69%	1	9	38
Total Votes Cast	299	97.71%	5	43	251
Overvotes	0	0.00%	0	0	0
Undervotes	7	2.29%	0	0	7

STATE PROP 2

Vote For 1

	TOTAL	VOTE %	Absentee	Early Voting	Election Day
For	180	58.82%	3	28	149
Against	115	37.58%	2	14	99
Total Votes Cast	295	96.41%	5	42	248
Overvotes	0	0.00%	0	0	0
Undervotes	11	3.59%	0	1	10

STATE PROP 3

Vote For 1

	TOTAL	VOTE %	Absentee	Early Voting	Election Day
For	253	82.68%	4	35	214
Against	43	14.05%	1	7	35
Total Votes Cast	296	96.73%	5	42	249
Overvotes	0	0.00%	0	0	0
Undervotes	10	3.27%	0	1	9

STATE PROP 4

Vote For 1

	TOTAL	VOTE %	Absentee	Early Voting	Election Day
For	291	95.10%	5	40	246
Against	11	3.59%	0	2	9
Total Votes Cast	302	98.69%	5	42	255
Overvotes	0	0.00%	0	0	0
Undervotes	4	1.31%	0	1	3

Pct #6 - Hilltop Lakes

STATE PROP 5

Vote For 1

	TOTAL	VOTE %	Absentee	Early Voting	Election Day
For	173	56.54%	5	26	142
Against	120	39.22%	0	15	105
Total Votes Cast	293	95.75%	5	41	247
Overvotes	0	0.00%	0	0	0
Undervotes	13	4.25%	0	2	11

STATE PROP 6

Vote For 1

	TOTAL	VOTE %	Absentee	Early Voting	Election Day
For	237	77.45%	5	33	199
Against	60	19.61%	0	9	51
Total Votes Cast	297	97.06%	5	42	250
Overvotes	0	0.00%	0	0	0
Undervotes	9	2.94%	0	1	8

STATE PROP 7

Vote For 1

	TOTAL	VOTE %	Absentee	Early Voting	Election Day
For	216	70.59%	3	30	183
Against	80	26.14%	1	12	67
Total Votes Cast	296	96.73%	4	42	250
Overvotes	0	0.00%	0	0	0
Undervotes	10	3.27%	1	1	8

STATE PROP 8

Vote For 1

	TOTAL	VOTE %	Absentee	Early Voting	Election Day
For	203	66.34%	4	33	166
Against	95	31.05%	0	10	85
Total Votes Cast	298	97.39%	4	43	251
Overvotes	0	0.00%	0	0	0
Undervotes	8	2.61%	1	0	7

STATE PROP 9

Vote For 1

	TOTAL	VOTE %	Absentee	Early Voting	Election Day
For	248	81.05%	4	39	205
Against	53	17.32%	0	3	50
Total Votes Cast	301	98.37%	4	42	255
Overvotes	0	0.00%	0	0	0
Undervotes	5	1.63%	1	1	3

Pct #6 - Hilltop Lakes

STATE PROP 10

Vote For 1

	TOTAL	VOTE %	Absentee	Early Voting	Election Day
For	176	57.52%	2	22	152
Against	116	37.91%	2	18	96
Total Votes Cast	292	95.42%	4	40	248
Overvotes	0	0.00%	0	0	0
Undervotes	14	4.58%	1	3	10

STATE PROP 11

Vote For 1

	TOTAL	VOTE %	Absentee	Early Voting	Election Day
For	157	51.31%	4	26	127
Against	120	39.22%	0	13	107
Total Votes Cast	277	90.52%	4	39	234
Overvotes	0	0.00%	0	0	0
Undervotes	29	9.48%	1	4	24

STATE PROP 12

Vote For 1

	TOTAL	VOTE %	Absentee	Early Voting	Election Day
For	168	54.90%	3	23	142
Against	105	34.31%	1	16	88
Total Votes Cast	273	89.22%	4	39	230
Overvotes	0	0.00%	0	0	0
Undervotes	33	10.78%	1	4	28

STATE PROP 13

Vote For 1

	TOTAL	VOTE %	Absentee	Early Voting	Election Day
For	118	38.56%	0	17	101
Against	172	56.21%	4	24	144
Total Votes Cast	290	94.77%	4	41	245
Overvotes	0	0.00%	0	0	0
Undervotes	16	5.23%	1	2	13

STATE PROP 14

Vote For 1

	TOTAL	VOTE %	Absentee	Early Voting	Election Day
For	211	68.95%	4	33	174
Against	84	27.45%	0	8	76
Total Votes Cast	295	96.41%	4	41	250
Overvotes	0	0.00%	0	0	0
Undervotes	11	3.59%	1	2	8

Pct #7 - Marquez

Statistics	TOTAL	Absentee	Early Voting	Election Day
Registered Voters - Total	645			
Ballots Cast - Total	115	5	40	70
Ballots Cast - Blank	0	0	0	0
Voter Turnout - Total	17.83%			

STATE PROP 1

Vote For 1

	TOTAL	VOTE %	Absentee	Early Voting	Election Day
For	103	89.57%	5	35	63
Against	12	10.43%	0	5	7
Total Votes Cast	115	100.00%	5	40	70
Overvotes	0	0.00%	0	0	0
Undervotes	0	0.00%	0	0	0

STATE PROP 2

Vote For 1

	TOTAL	VOTE %	Absentee	Early Voting	Election Day
For	62	53.91%	2	20	40
Against	51	44.35%	3	20	28
Total Votes Cast	113	98.26%	5	40	68
Overvotes	0	0.00%	0	0	0
Undervotes	2	1.74%	0	0	2

STATE PROP 3

Vote For 1

	TOTAL	VOTE %	Absentee	Early Voting	Election Day
For	92	80.00%	3	29	60
Against	20	17.39%	2	10	8
Total Votes Cast	112	97.39%	5	39	68
Overvotes	0	0.00%	0	0	0
Undervotes	3	2.61%	0	1	2

STATE PROP 4

Vote For 1

	TOTAL	VOTE %	Absentee	Early Voting	Election Day
For	98	85.22%	3	34	61
Against	16	13.91%	1	6	9
Total Votes Cast	114	99.13%	4	40	70
Overvotes	0	0.00%	0	0	0
Undervotes	1	0.87%	1	0	0

Pct #7 - Marquez

STATE PROP 5

Vote For 1

	TOTAL	VOTE %	Absentee	Early Voting	Election Day
For	47	40.87%	3	18	26
Against	63	54.78%	2	20	41
Total Votes Cast	110	95.65%	5	38	67
Overvotes	0	0.00%	0	0	0
Undervotes	5	4.35%	0	2	3

STATE PROP 6

Vote For 1

	TOTAL	VOTE %	Absentee	Early Voting	Election Day
For	67	58.26%	5	26	36
Against	44	38.26%	0	13	31
Total Votes Cast	111	96.52%	5	39	67
Overvotes	0	0.00%	0	0	0
Undervotes	4	3.48%	0	1	3

STATE PROP 7

Vote For 1

	TOTAL	VOTE %	Absentee	Early Voting	Election Day
For	76	66.09%	5	27	44
Against	35	30.43%	0	12	23
Total Votes Cast	111	96.52%	5	39	67
Overvotes	0	0.00%	0	0	0
Undervotes	4	3.48%	0	1	3

STATE PROP 8

Vote For 1

	TOTAL	VOTE %	Absentee	Early Voting	Election Day
For	73	63.48%	4	29	40
Against	37	32.17%	1	10	26
Total Votes Cast	110	95.65%	5	39	66
Overvotes	0	0.00%	0	0	0
Undervotes	5	4.35%	0	1	4

STATE PROP 9

Vote For 1

	TOTAL	VOTE %	Absentee	Early Voting	Election Day
For	94	81.74%	5	36	53
Against	18	15.65%	0	4	14
Total Votes Cast	112	97.39%	5	40	67
Overvotes	0	0.00%	0	0	0
Undervotes	3	2.61%	0	0	3

Pct #7 - Marquez

STATE PROP 10

Vote For 1

	TOTAL	VOTE %	Absentee	Early Voting	Election Day
For	56	48.70%	4	23	29
Against	54	46.96%	1	14	39
Total Votes Cast	110	95.65%	5	37	68
Overvotes	0	0.00%	0	0	0
Undervotes	5	4.35%	0	3	2

STATE PROP 11

Vote For 1

	TOTAL	VOTE %	Absentee	Early Voting	Election Day
For	50	43.48%	5	21	24
Against	57	49.57%	0	18	39
Total Votes Cast	107	93.04%	5	39	63
Overvotes	0	0.00%	0	0	0
Undervotes	8	6.96%	0	1	7

STATE PROP 12

Vote For 1

	TOTAL	VOTE %	Absentee	Early Voting	Election Day
For	50	43.48%	2	23	25
Against	49	42.61%	3	11	35
Total Votes Cast	99	86.09%	5	34	60
Overvotes	0	0.00%	0	0	0
Undervotes	16	13.91%	0	6	10

STATE PROP 13

Vote For 1

	TOTAL	VOTE %	Absentee	Early Voting	Election Day
For	53	46.09%	3	18	32
Against	58	50.43%	2	21	35
Total Votes Cast	111	96.52%	5	39	67
Overvotes	0	0.00%	0	0	0
Undervotes	4	3.48%	0	1	3

STATE PROP 14

Vote For 1

	TOTAL	VOTE %	Absentee	Early Voting	Election Day
For	65	56.52%	5	23	37
Against	46	40.00%	0	16	30
Total Votes Cast	111	96.52%	5	39	67
Overvotes	0	0.00%	0	0	0
Undervotes	4	3.48%	0	1	3

Pct #8 - Jewett

Statistics	TOTAL	Absentee	Early Voting	Election Day
Registered Voters - Total	1,184			
Ballots Cast - Total	234	0	42	192
Ballots Cast - Blank	0	0	0	0
Voter Turnout - Total	19.76%			

STATE PROP 1

Vote For 1

	TOTAL	VOTE %	Absentee	Early Voting	Election Day
For	217	92.74%	0	39	178
Against	17	7.26%	0	3	14
Total Votes Cast	234	100.00%	0	42	192
Overvotes	0	0.00%	0	0	0
Undervotes	0	0.00%	0	0	0

STATE PROP 2

Vote For 1

	TOTAL	VOTE %	Absentee	Early Voting	Election Day
For	139	59.40%	0	21	118
Against	88	37.61%	0	19	69
Total Votes Cast	227	97.01%	0	40	187
Overvotes	0	0.00%	0	0	0
Undervotes	7	2.99%	0	2	5

STATE PROP 3

Vote For 1

	TOTAL	VOTE %	Absentee	Early Voting	Election Day
For	205	87.61%	0	39	166
Against	26	11.11%	0	3	23
Total Votes Cast	231	98.72%	0	42	189
Overvotes	0	0.00%	0	0	0
Undervotes	3	1.28%	0	0	3

STATE PROP 4

Vote For 1

	TOTAL	VOTE %	Absentee	Early Voting	Election Day
For	219	93.59%	0	41	178
Against	12	5.13%	0	0	12
Total Votes Cast	231	98.72%	0	41	190
Overvotes	0	0.00%	0	0	0
Undervotes	3	1.28%	0	1	2

Pct #8 - Jewett

STATE PROP 5

Vote For 1

	TOTAL	VOTE %	Absentee	Early Voting	Election Day
For	123	52.56%	0	27	96
Against	104	44.44%	0	14	90
Total Votes Cast	227	97.01%	0	41	186
Overvotes	0	0.00%	0	0	0
Undervotes	7	2.99%	0	1	6

STATE PROP 6

Vote For 1

	TOTAL	VOTE %	Absentee	Early Voting	Election Day
For	176	75.21%	0	36	140
Against	54	23.08%	0	6	48
Total Votes Cast	230	98.29%	0	42	188
Overvotes	0	0.00%	0	0	0
Undervotes	4	1.71%	0	0	4

STATE PROP 7

Vote For 1

	TOTAL	VOTE %	Absentee	Early Voting	Election Day
For	162	69.23%	0	34	128
Against	70	29.91%	0	8	62
Total Votes Cast	232	99.15%	0	42	190
Overvotes	0	0.00%	0	0	0
Undervotes	2	0.85%	0	0	2

STATE PROP 8

Vote For 1

	TOTAL	VOTE %	Absentee	Early Voting	Election Day
For	153	65.38%	0	32	121
Against	78	33.33%	0	10	68
Total Votes Cast	231	98.72%	0	42	189
Overvotes	0	0.00%	0	0	0
Undervotes	3	1.28%	0	0	3

STATE PROP 9

Vote For 1

	TOTAL	VOTE %	Absentee	Early Voting	Election Day
For	196	83.76%	0	41	155
Against	35	14.96%	0	1	34
Total Votes Cast	231	98.72%	0	42	189
Overvotes	0	0.00%	0	0	0
Undervotes	3	1.28%	0	0	3

Pct #8 - Jewett

STATE PROP 10

Vote For 1

	TOTAL	VOTE %	Absentee	Early Voting	Election Day
For	133	56.84%	0	24	109
Against	94	40.17%	0	17	77
Total Votes Cast	227	97.01%	0	41	186
Overvotes	0	0.00%	0	0	0
Undervotes	7	2.99%	0	1	6

STATE PROP 11

Vote For 1

	TOTAL	VOTE %	Absentee	Early Voting	Election Day
For	109	46.58%	0	26	83
Against	107	45.73%	0	14	93
Total Votes Cast	216	92.31%	0	40	176
Overvotes	0	0.00%	0	0	0
Undervotes	18	7.69%	0	2	16

STATE PROP 12

Vote For 1

	TOTAL	VOTE %	Absentee	Early Voting	Election Day
For	114	48.72%	0	23	91
Against	99	42.31%	0	16	83
Total Votes Cast	213	91.03%	0	39	174
Overvotes	0	0.00%	0	0	0
Undervotes	21	8.97%	0	3	18

STATE PROP 13

Vote For 1

	TOTAL	VOTE %	Absentee	Early Voting	Election Day
For	89	38.03%	0	17	72
Against	137	58.55%	0	24	113
Total Votes Cast	226	96.58%	0	41	185
Overvotes	0	0.00%	0	0	0
Undervotes	8	3.42%	0	1	7

STATE PROP 14

Vote For 1

	TOTAL	VOTE %	Absentee	Early Voting	Election Day
For	167	71.37%	0	32	135
Against	62	26.50%	0	9	53
Total Votes Cast	229	97.86%	0	41	188
Overvotes	0	0.00%	0	0	0
Undervotes	5	2.14%	0	1	4

Pct #9 - Concord

Statistics	TOTAL	Absentee	Early Voting	Election Day
Registered Voters - Total	458			
Ballots Cast - Total	59	0	26	33
Ballots Cast - Blank	0	0	0	0
Voter Turnout - Total	12.88%			

STATE PROP 1

Vote For 1

	TOTAL	VOTE %	Absentee	Early Voting	Election Day
For	57	96.61%	0	26	31
Against	1	1.69%	0	0	1
Total Votes Cast	58	98.31%	0	26	32
Overvotes	0	0.00%	0	0	0
Undervotes	1	1.69%	0	0	1

STATE PROP 2

Vote For 1

	TOTAL	VOTE %	Absentee	Early Voting	Election Day
For	41	69.49%	0	16	25
Against	17	28.81%	0	10	7
Total Votes Cast	58	98.31%	0	26	32
Overvotes	0	0.00%	0	0	0
Undervotes	1	1.69%	0	0	1

STATE PROP 3

Vote For 1

	TOTAL	VOTE %	Absentee	Early Voting	Election Day
For	55	93.22%	0	24	31
Against	3	5.08%	0	2	1
Total Votes Cast	58	98.31%	0	26	32
Overvotes	0	0.00%	0	0	0
Undervotes	1	1.69%	0	0	1

STATE PROP 4

Vote For 1

	TOTAL	VOTE %	Absentee	Early Voting	Election Day
For	56	94.92%	0	26	30
Against	2	3.39%	0	0	2
Total Votes Cast	58	98.31%	0	26	32
Overvotes	0	0.00%	0	0	0
Undervotes	1	1.69%	0	0	1

Pct #9 - Concord

STATE PROP 5

Vote For 1

	TOTAL	VOTE %	Absentee	Early Voting	Election Day
For	26	44.07%	0	13	13
Against	32	54.24%	0	13	19
Total Votes Cast	58	98.31%	0	26	32
Overvotes	0	0.00%	0	0	0
Undervotes	1	1.69%	0	0	1

STATE PROP 6

Vote For 1

	TOTAL	VOTE %	Absentee	Early Voting	Election Day
For	48	81.36%	0	25	23
Against	10	16.95%	0	1	9
Total Votes Cast	58	98.31%	0	26	32
Overvotes	0	0.00%	0	0	0
Undervotes	1	1.69%	0	0	1

STATE PROP 7

Vote For 1

	TOTAL	VOTE %	Absentee	Early Voting	Election Day
For	50	84.75%	0	23	27
Against	8	13.56%	0	3	5
Total Votes Cast	58	98.31%	0	26	32
Overvotes	0	0.00%	0	0	0
Undervotes	1	1.69%	0	0	1

STATE PROP 8

Vote For 1

	TOTAL	VOTE %	Absentee	Early Voting	Election Day
For	43	72.88%	0	22	21
Against	15	25.42%	0	4	11
Total Votes Cast	58	98.31%	0	26	32
Overvotes	0	0.00%	0	0	0
Undervotes	1	1.69%	0	0	1

STATE PROP 9

Vote For 1

	TOTAL	VOTE %	Absentee	Early Voting	Election Day
For	52	88.14%	0	24	28
Against	7	11.86%	0	2	5
Total Votes Cast	59	100.00%	0	26	33
Overvotes	0	0.00%	0	0	0
Undervotes	0	0.00%	0	0	0

Pct #9 - Concord

STATE PROP 10

Vote For 1

	TOTAL	VOTE %	Absentee	Early Voting	Election Day
For	38	64.41%	0	17	21
Against	19	32.20%	0	8	11
Total Votes Cast	57	96.61%	0	25	32
Overvotes	0	0.00%	0	0	0
Undervotes	2	3.39%	0	1	1

STATE PROP 11

Vote For 1

	TOTAL	VOTE %	Absentee	Early Voting	Election Day
For	30	50.85%	0	14	16
Against	21	35.59%	0	8	13
Total Votes Cast	51	86.44%	0	22	29
Overvotes	0	0.00%	0	0	0
Undervotes	8	13.56%	0	4	4

STATE PROP 12

Vote For 1

	TOTAL	VOTE %	Absentee	Early Voting	Election Day
For	38	64.41%	0	18	20
Against	11	18.64%	0	4	7
Total Votes Cast	49	83.05%	0	22	27
Overvotes	0	0.00%	0	0	0
Undervotes	10	16.95%	0	4	6

STATE PROP 13

Vote For 1

	TOTAL	VOTE %	Absentee	Early Voting	Election Day
For	22	37.29%	0	12	10
Against	35	59.32%	0	14	21
Total Votes Cast	57	96.61%	0	26	31
Overvotes	0	0.00%	0	0	0
Undervotes	2	3.39%	0	0	2

STATE PROP 14

Vote For 1

	TOTAL	VOTE %	Absentee	Early Voting	Election Day
For	45	76.27%	0	19	26
Against	13	22.03%	0	7	6
Total Votes Cast	58	98.31%	0	26	32
Overvotes	0	0.00%	0	0	0
Undervotes	1	1.69%	0	0	1

Pct #10 - W. Buffalo

Statistics	TOTAL	Absentee	Early Voting	Election Day
Registered Voters - Total	1,152			
Ballots Cast - Total	197	3	73	121
Ballots Cast - Blank	0	0	0	0
Voter Turnout - Total	17.10%			

STATE PROP 1

Vote For 1

	TOTAL	VOTE %	Absentee	Early Voting	Election Day
For	186	94.42%	3	68	115
Against	11	5.58%	0	5	6
Total Votes Cast	197	100.00%	3	73	121
Overvotes	0	0.00%	0	0	0
Undervotes	0	0.00%	0	0	0

STATE PROP 2

Vote For 1

	TOTAL	VOTE %	Absentee	Early Voting	Election Day
For	126	63.96%	2	43	81
Against	64	32.49%	1	29	34
Total Votes Cast	190	96.45%	3	72	115
Overvotes	0	0.00%	0	0	0
Undervotes	7	3.55%	0	1	6

STATE PROP 3

Vote For 1

	TOTAL	VOTE %	Absentee	Early Voting	Election Day
For	169	85.79%	3	61	105
Against	21	10.66%	0	11	10
Total Votes Cast	190	96.45%	3	72	115
Overvotes	0	0.00%	0	0	0
Undervotes	7	3.55%	0	1	6

STATE PROP 4

Vote For 1

	TOTAL	VOTE %	Absentee	Early Voting	Election Day
For	177	89.85%	3	64	110
Against	14	7.11%	0	8	6
Total Votes Cast	191	96.95%	3	72	116
Overvotes	0	0.00%	0	0	0
Undervotes	6	3.05%	0	1	5

Pct #10 - W. Buffalo

STATE PROP 5

Vote For 1

	TOTAL	VOTE %	Absentee	Early Voting	Election Day
For	93	47.21%	2	41	50
Against	94	47.72%	0	31	63
Total Votes Cast	187	94.92%	2	72	113
Overvotes	0	0.00%	0	0	0
Undervotes	10	5.08%	1	1	8

STATE PROP 6

Vote For 1

	TOTAL	VOTE %	Absentee	Early Voting	Election Day
For	144	73.10%	3	55	86
Against	44	22.34%	0	17	27
Total Votes Cast	188	95.43%	3	72	113
Overvotes	0	0.00%	0	0	0
Undervotes	9	4.57%	0	1	8

STATE PROP 7

Vote For 1

	TOTAL	VOTE %	Absentee	Early Voting	Election Day
For	134	68.02%	2	54	78
Against	53	26.90%	1	17	35
Total Votes Cast	187	94.92%	3	71	113
Overvotes	0	0.00%	0	0	0
Undervotes	10	5.08%	0	2	8

STATE PROP 8

Vote For 1

	TOTAL	VOTE %	Absentee	Early Voting	Election Day
For	128	64.97%	2	50	76
Against	59	29.95%	0	22	37
Total Votes Cast	187	94.92%	2	72	113
Overvotes	0	0.00%	0	0	0
Undervotes	10	5.08%	1	1	8

STATE PROP 9

Vote For 1

	TOTAL	VOTE %	Absentee	Early Voting	Election Day
For	148	75.13%	2	52	94
Against	42	21.32%	0	20	22
Total Votes Cast	190	96.45%	2	72	116
Overvotes	0	0.00%	0	0	0
Undervotes	7	3.55%	1	1	5

Pct #10 - W. Buffalo

STATE PROP 10

Vote For 1

	TOTAL	VOTE %	Absentee	Early Voting	Election Day
For	110	55.84%	2	40	68
Against	77	39.09%	0	32	45
Total Votes Cast	187	94.92%	2	72	113
Overvotes	0	0.00%	0	0	0
Undervotes	10	5.08%	1	1	8

STATE PROP 11

Vote For 1

	TOTAL	VOTE %	Absentee	Early Voting	Election Day
For	107	54.31%	3	41	63
Against	74	37.56%	0	30	44
Total Votes Cast	181	91.88%	3	71	107
Overvotes	0	0.00%	0	0	0
Undervotes	16	8.12%	0	2	14

STATE PROP 12

Vote For 1

	TOTAL	VOTE %	Absentee	Early Voting	Election Day
For	96	48.73%	0	40	56
Against	77	39.09%	1	29	47
Total Votes Cast	173	87.82%	1	69	103
Overvotes	0	0.00%	0	0	0
Undervotes	24	12.18%	2	4	18

STATE PROP 13

Vote For 1

	TOTAL	VOTE %	Absentee	Early Voting	Election Day
For	80	40.61%	0	26	54
Against	109	55.33%	2	46	61
Total Votes Cast	189	95.94%	2	72	115
Overvotes	0	0.00%	0	0	0
Undervotes	8	4.06%	1	1	6

STATE PROP 14

Vote For 1

	TOTAL	VOTE %	Absentee	Early Voting	Election Day
For	131	66.50%	2	48	81
Against	58	29.44%	0	23	35
Total Votes Cast	189	95.94%	2	71	116
Overvotes	0	0.00%	0	0	0
Undervotes	8	4.06%	1	2	5

Pct #11 - E. Buffalo

Statistics

	TOTAL	Absentee	Early Voting	Election Day
Registered Voters - Total	1,076			
Ballots Cast - Total	169	4	44	121
Ballots Cast - Blank	0	0	0	0
Voter Turnout - Total	15.71%			

STATE PROP 1

Vote For 1

	TOTAL	VOTE %	Absentee	Early Voting	Election Day
For	150	88.76%	4	36	110
Against	16	9.47%	0	6	10
Total Votes Cast	166	98.22%	4	42	120
Overvotes	0	0.00%	0	0	0
Undervotes	3	1.78%	0	2	1

STATE PROP 2

Vote For 1

	TOTAL	VOTE %	Absentee	Early Voting	Election Day
For	114	67.46%	2	25	87
Against	50	29.59%	2	17	31
Total Votes Cast	164	97.04%	4	42	118
Overvotes	0	0.00%	0	0	0
Undervotes	5	2.96%	0	2	3

STATE PROP 3

Vote For 1

	TOTAL	VOTE %	Absentee	Early Voting	Election Day
For	135	79.88%	4	34	97
Against	30	17.75%	0	9	21
Total Votes Cast	165	97.63%	4	43	118
Overvotes	0	0.00%	0	0	0
Undervotes	4	2.37%	0	1	3

STATE PROP 4

Vote For 1

	TOTAL	VOTE %	Absentee	Early Voting	Election Day
For	151	89.35%	4	39	108
Against	15	8.88%	0	4	11
Total Votes Cast	166	98.22%	4	43	119
Overvotes	0	0.00%	0	0	0
Undervotes	3	1.78%	0	1	2

Pct #11 - E. Buffalo

STATE PROP 5

Vote For 1

	TOTAL	VOTE %	Absentee	Early Voting	Election Day
For	94	55.62%	3	22	69
Against	70	41.42%	1	20	49
Total Votes Cast	164	97.04%	4	42	118
Overvotes	0	0.00%	0	0	0
Undervotes	5	2.96%	0	2	3

STATE PROP 6

Vote For 1

	TOTAL	VOTE %	Absentee	Early Voting	Election Day
For	115	68.05%	4	28	83
Against	48	28.40%	0	15	33
Total Votes Cast	163	96.45%	4	43	116
Overvotes	0	0.00%	0	0	0
Undervotes	6	3.55%	0	1	5

STATE PROP 7

Vote For 1

	TOTAL	VOTE %	Absentee	Early Voting	Election Day
For	112	66.27%	2	27	83
Against	52	30.77%	2	15	35
Total Votes Cast	164	97.04%	4	42	118
Overvotes	0	0.00%	0	0	0
Undervotes	5	2.96%	0	2	3

STATE PROP 8

Vote For 1

	TOTAL	VOTE %	Absentee	Early Voting	Election Day
For	113	66.86%	2	29	82
Against	50	29.59%	2	13	35
Total Votes Cast	163	96.45%	4	42	117
Overvotes	0	0.00%	0	0	0
Undervotes	6	3.55%	0	2	4

STATE PROP 9

Vote For 1

	TOTAL	VOTE %	Absentee	Early Voting	Election Day
For	134	79.29%	4	32	98
Against	33	19.53%	0	11	22
Total Votes Cast	167	98.82%	4	43	120
Overvotes	0	0.00%	0	0	0
Undervotes	2	1.18%	0	1	1

Pct #11 - E. Buffalo

STATE PROP 10

Vote For 1

	TOTAL	VOTE %	Absentee	Early Voting	Election Day
For	105	62.13%	2	27	76
Against	61	36.09%	2	16	43
Total Votes Cast	166	98.22%	4	43	119
Overvotes	0	0.00%	0	0	0
Undervotes	3	1.78%	0	1	2

STATE PROP 11

Vote For 1

	TOTAL	VOTE %	Absentee	Early Voting	Election Day
For	99	58.58%	1	27	71
Against	60	35.50%	1	14	45
Total Votes Cast	159	94.08%	2	41	116
Overvotes	0	0.00%	0	0	0
Undervotes	10	5.92%	2	3	5

STATE PROP 12

Vote For 1

	TOTAL	VOTE %	Absentee	Early Voting	Election Day
For	78	46.15%	1	18	59
Against	76	44.97%	1	21	54
Total Votes Cast	154	91.12%	2	39	113
Overvotes	0	0.00%	0	0	0
Undervotes	15	8.88%	2	5	8

STATE PROP 13

Vote For 1

	TOTAL	VOTE %	Absentee	Early Voting	Election Day
For	72	42.60%	1	14	57
Against	90	53.25%	1	28	61
Total Votes Cast	162	95.86%	2	42	118
Overvotes	0	0.00%	0	0	0
Undervotes	7	4.14%	2	2	3

STATE PROP 14

Vote For 1

	TOTAL	VOTE %	Absentee	Early Voting	Election Day
For	120	71.01%	1	29	90
Against	45	26.63%	1	14	30
Total Votes Cast	165	97.63%	2	43	120
Overvotes	0	0.00%	0	0	0
Undervotes	4	2.37%	2	1	1

Pct #12 - Oakwood

Statistics	TOTAL	Absentee	Early Voting	Election Day
Registered Voters - Total	882			
Ballots Cast - Total	183	1	27	155
Ballots Cast - Blank	1	1	0	0
Voter Turnout - Total	20.75%			

STATE PROP 1

Vote For 1

	TOTAL	VOTE %	Absentee	Early Voting	Election Day
For	157	85.79%	0	22	135
Against	24	13.11%	0	5	19
Total Votes Cast	181	98.91%	0	27	154
Overvotes	0	0.00%	0	0	0
Undervotes	2	1.09%	1	0	1

STATE PROP 2

Vote For 1

	TOTAL	VOTE %	Absentee	Early Voting	Election Day
For	120	65.57%	0	20	100
Against	54	29.51%	0	5	49
Total Votes Cast	174	95.08%	0	25	149
Overvotes	0	0.00%	0	0	0
Undervotes	9	4.92%	1	2	6

STATE PROP 3

Vote For 1

	TOTAL	VOTE %	Absentee	Early Voting	Election Day
For	132	72.13%	0	18	114
Against	42	22.95%	0	7	35
Total Votes Cast	174	95.08%	0	25	149
Overvotes	0	0.00%	0	0	0
Undervotes	9	4.92%	1	2	6

STATE PROP 4

Vote For 1

	TOTAL	VOTE %	Absentee	Early Voting	Election Day
For	162	88.52%	0	24	138
Against	15	8.20%	0	2	13
Total Votes Cast	177	96.72%	0	26	151
Overvotes	0	0.00%	0	0	0
Undervotes	6	3.28%	1	1	4

Pct #12 - Oakwood

STATE PROP 5

Vote For 1

	TOTAL	VOTE %	Absentee	Early Voting	Election Day
For	96	52.46%	0	19	77
Against	79	43.17%	0	6	73
Total Votes Cast	175	95.63%	0	25	150
Overvotes	0	0.00%	0	0	0
Undervotes	8	4.37%	1	2	5

STATE PROP 6

Vote For 1

	TOTAL	VOTE %	Absentee	Early Voting	Election Day
For	131	71.58%	0	20	111
Against	46	25.14%	0	5	41
Total Votes Cast	177	96.72%	0	25	152
Overvotes	0	0.00%	0	0	0
Undervotes	6	3.28%	1	2	3

STATE PROP 7

Vote For 1

	TOTAL	VOTE %	Absentee	Early Voting	Election Day
For	122	66.67%	0	20	102
Against	53	28.96%	0	5	48
Total Votes Cast	175	95.63%	0	25	150
Overvotes	0	0.00%	0	0	0
Undervotes	8	4.37%	1	2	5

STATE PROP 8

Vote For 1

	TOTAL	VOTE %	Absentee	Early Voting	Election Day
For	128	69.95%	0	21	107
Against	51	27.87%	0	5	46
Total Votes Cast	179	97.81%	0	26	153
Overvotes	0	0.00%	0	0	0
Undervotes	4	2.19%	1	1	2

STATE PROP 9

Vote For 1

	TOTAL	VOTE %	Absentee	Early Voting	Election Day
For	147	80.33%	0	20	127
Against	33	18.03%	0	7	26
Total Votes Cast	180	98.36%	0	27	153
Overvotes	0	0.00%	0	0	0
Undervotes	3	1.64%	1	0	2

Pct #12 - Oakwood

STATE PROP 10

Vote For 1

	TOTAL	VOTE %	Absentee	Early Voting	Election Day
For	104	56.83%	0	16	88
Against	72	39.34%	0	9	63
Total Votes Cast	176	96.17%	0	25	151
Overvotes	0	0.00%	0	0	0
Undervotes	7	3.83%	1	2	4

STATE PROP 11

Vote For 1

	TOTAL	VOTE %	Absentee	Early Voting	Election Day
For	92	50.27%	0	12	80
Against	79	43.17%	0	12	67
Total Votes Cast	171	93.44%	0	24	147
Overvotes	0	0.00%	0	0	0
Undervotes	12	6.56%	1	3	8

STATE PROP 12

Vote For 1

	TOTAL	VOTE %	Absentee	Early Voting	Election Day
For	91	49.73%	0	10	81
Against	80	43.72%	0	14	66
Total Votes Cast	171	93.44%	0	24	147
Overvotes	0	0.00%	0	0	0
Undervotes	12	6.56%	1	3	8

STATE PROP 13

Vote For 1

	TOTAL	VOTE %	Absentee	Early Voting	Election Day
For	68	37.16%	0	10	58
Against	110	60.11%	0	16	94
Total Votes Cast	178	97.27%	0	26	152
Overvotes	0	0.00%	0	0	0
Undervotes	5	2.73%	1	1	3

STATE PROP 14

Vote For 1

	TOTAL	VOTE %	Absentee	Early Voting	Election Day
For	119	65.03%	0	16	103
Against	56	30.60%	0	9	47
Total Votes Cast	175	95.63%	0	25	150
Overvotes	0	0.00%	0	0	0
Undervotes	8	4.37%	1	2	5

Pct #13 - Flo

Statistics

	TOTAL	Absentee	Early Voting	Election Day
Registered Voters - Total	885			
Ballots Cast - Total	196	3	104	89
Ballots Cast - Blank	0	0	0	0
Voter Turnout - Total	22.15%			

STATE PROP 1

Vote For 1

	TOTAL	VOTE %	Absentee	Early Voting	Election Day
For	192	97.96%	3	100	89
Against	4	2.04%	0	4	0
Total Votes Cast	196	100.00%	3	104	89
Overvotes	0	0.00%	0	0	0
Undervotes	0	0.00%	0	0	0

STATE PROP 2

Vote For 1

	TOTAL	VOTE %	Absentee	Early Voting	Election Day
For	129	65.82%	2	66	61
Against	64	32.65%	0	38	26
Total Votes Cast	193	98.47%	2	104	87
Overvotes	0	0.00%	0	0	0
Undervotes	3	1.53%	1	0	2

STATE PROP 3

Vote For 1

	TOTAL	VOTE %	Absentee	Early Voting	Election Day
For	177	90.31%	2	94	81
Against	17	8.67%	0	10	7
Total Votes Cast	194	98.98%	2	104	88
Overvotes	0	0.00%	0	0	0
Undervotes	2	1.02%	1	0	1

STATE PROP 4

Vote For 1

	TOTAL	VOTE %	Absentee	Early Voting	Election Day
For	183	93.37%	2	102	79
Against	11	5.61%	0	2	9
Total Votes Cast	194	98.98%	2	104	88
Overvotes	0	0.00%	0	0	0
Undervotes	2	1.02%	1	0	1

Pct #13 - Flo

STATE PROP 5

Vote For 1

	TOTAL	VOTE %	Absentee	Early Voting	Election Day
For	112	57.14%	1	63	48
Against	82	41.84%	1	41	40
Total Votes Cast	194	98.98%	2	104	88
Overvotes	0	0.00%	0	0	0
Undervotes	2	1.02%	1	0	1

STATE PROP 6

Vote For 1

	TOTAL	VOTE %	Absentee	Early Voting	Election Day
For	132	67.35%	3	75	54
Against	63	32.14%	0	29	34
Total Votes Cast	195	99.49%	3	104	88
Overvotes	0	0.00%	0	0	0
Undervotes	1	0.51%	0	0	1

STATE PROP 7

Vote For 1

	TOTAL	VOTE %	Absentee	Early Voting	Election Day
For	151	77.04%	3	82	66
Against	41	20.92%	0	21	20
Total Votes Cast	192	97.96%	3	103	86
Overvotes	0	0.00%	0	0	0
Undervotes	4	2.04%	0	1	3

STATE PROP 8

Vote For 1

	TOTAL	VOTE %	Absentee	Early Voting	Election Day
For	138	70.41%	2	73	63
Against	56	28.57%	0	31	25
Total Votes Cast	194	98.98%	2	104	88
Overvotes	0	0.00%	0	0	0
Undervotes	2	1.02%	1	0	1

STATE PROP 9

Vote For 1

	TOTAL	VOTE %	Absentee	Early Voting	Election Day
For	151	77.04%	2	80	69
Against	43	21.94%	0	24	19
Total Votes Cast	194	98.98%	2	104	88
Overvotes	0	0.00%	0	0	0
Undervotes	2	1.02%	1	0	1

Pct #13 - Flo

STATE PROP 10

Vote For 1

	TOTAL	VOTE %	Absentee	Early Voting	Election Day
For	124	63.27%	3	65	56
Against	69	35.20%	0	37	32
Total Votes Cast	193	98.47%	3	102	88
Overvotes	0	0.00%	0	0	0
Undervotes	3	1.53%	0	2	1

STATE PROP 11

Vote For 1

	TOTAL	VOTE %	Absentee	Early Voting	Election Day
For	93	47.45%	2	50	41
Against	92	46.94%	0	51	41
Total Votes Cast	185	94.39%	2	101	82
Overvotes	0	0.00%	0	0	0
Undervotes	11	5.61%	1	3	7

STATE PROP 12

Vote For 1

	TOTAL	VOTE %	Absentee	Early Voting	Election Day
For	98	50.00%	1	59	38
Against	81	41.33%	1	40	40
Total Votes Cast	179	91.33%	2	99	78
Overvotes	0	0.00%	0	0	0
Undervotes	17	8.67%	1	5	11

STATE PROP 13

Vote For 1

	TOTAL	VOTE %	Absentee	Early Voting	Election Day
For	76	38.78%	1	42	33
Against	117	59.69%	1	61	55
Total Votes Cast	193	98.47%	2	103	88
Overvotes	0	0.00%	0	0	0
Undervotes	3	1.53%	1	1	1

STATE PROP 14

Vote For 1

	TOTAL	VOTE %	Absentee	Early Voting	Election Day
For	122	62.24%	2	66	54
Against	70	35.71%	0	37	33
Total Votes Cast	192	97.96%	2	103	87
Overvotes	0	0.00%	0	0	0
Undervotes	4	2.04%	1	1	2

Pct #14 - Malvern

Statistics

	TOTAL	Absentee	Early Voting	Election Day
Registered Voters - Total	293			
Ballots Cast - Total	57	1	40	16
Ballots Cast - Blank	0	0	0	0
Voter Turnout - Total	19.45%			

STATE PROP 1

Vote For 1

	TOTAL	VOTE %	Absentee	Early Voting	Election Day
For	51	89.47%	1	37	13
Against	6	10.53%	0	3	3
Total Votes Cast	57	100.00%	1	40	16
Overvotes	0	0.00%	0	0	0
Undervotes	0	0.00%	0	0	0

STATE PROP 2

Vote For 1

	TOTAL	VOTE %	Absentee	Early Voting	Election Day
For	40	70.18%	1	27	12
Against	17	29.82%	0	13	4
Total Votes Cast	57	100.00%	1	40	16
Overvotes	0	0.00%	0	0	0
Undervotes	0	0.00%	0	0	0

STATE PROP 3

Vote For 1

	TOTAL	VOTE %	Absentee	Early Voting	Election Day
For	48	84.21%	1	34	13
Against	9	15.79%	0	6	3
Total Votes Cast	57	100.00%	1	40	16
Overvotes	0	0.00%	0	0	0
Undervotes	0	0.00%	0	0	0

STATE PROP 4

Vote For 1

	TOTAL	VOTE %	Absentee	Early Voting	Election Day
For	52	91.23%	1	36	15
Against	3	5.26%	0	2	1
Total Votes Cast	55	96.49%	1	38	16
Overvotes	0	0.00%	0	0	0
Undervotes	2	3.51%	0	2	0

Pct #14 - Malvern

STATE PROP 5

Vote For 1

	TOTAL	VOTE %	Absentee	Early Voting	Election Day
For	39	68.42%	1	29	9
Against	17	29.82%	0	10	7
Total Votes Cast	56	98.25%	1	39	16
Overvotes	0	0.00%	0	0	0
Undervotes	1	1.75%	0	1	0

STATE PROP 6

Vote For 1

	TOTAL	VOTE %	Absentee	Early Voting	Election Day
For	41	71.93%	1	31	9
Against	14	24.56%	0	7	7
Total Votes Cast	55	96.49%	1	38	16
Overvotes	0	0.00%	0	0	0
Undervotes	2	3.51%	0	2	0

STATE PROP 7

Vote For 1

	TOTAL	VOTE %	Absentee	Early Voting	Election Day
For	44	77.19%	1	32	11
Against	12	21.05%	0	7	5
Total Votes Cast	56	98.25%	1	39	16
Overvotes	0	0.00%	0	0	0
Undervotes	1	1.75%	0	1	0

STATE PROP 8

Vote For 1

	TOTAL	VOTE %	Absentee	Early Voting	Election Day
For	39	68.42%	1	25	13
Against	15	26.32%	0	12	3
Total Votes Cast	54	94.74%	1	37	16
Overvotes	0	0.00%	0	0	0
Undervotes	3	5.26%	0	3	0

STATE PROP 9

Vote For 1

	TOTAL	VOTE %	Absentee	Early Voting	Election Day
For	49	85.96%	1	35	13
Against	8	14.04%	0	5	3
Total Votes Cast	57	100.00%	1	40	16
Overvotes	0	0.00%	0	0	0
Undervotes	0	0.00%	0	0	0

Pct #14 - Malvern

STATE PROP 10

Vote For 1

	TOTAL	VOTE %	Absentee	Early Voting	Election Day
For	37	64.91%	1	27	9
Against	19	33.33%	0	12	7
Total Votes Cast	56	98.25%	1	39	16
Overvotes	0	0.00%	0	0	0
Undervotes	1	1.75%	0	1	0

STATE PROP 11

Vote For 1

	TOTAL	VOTE %	Absentee	Early Voting	Election Day
For	32	56.14%	1	23	8
Against	21	36.84%	0	13	8
Total Votes Cast	53	92.98%	1	36	16
Overvotes	0	0.00%	0	0	0
Undervotes	4	7.02%	0	4	0

STATE PROP 12

Vote For 1

	TOTAL	VOTE %	Absentee	Early Voting	Election Day
For	29	50.88%	0	21	8
Against	23	40.35%	1	14	8
Total Votes Cast	52	91.23%	1	35	16
Overvotes	0	0.00%	0	0	0
Undervotes	5	8.77%	0	5	0

STATE PROP 13

Vote For 1

	TOTAL	VOTE %	Absentee	Early Voting	Election Day
For	18	31.58%	0	16	2
Against	37	64.91%	1	22	14
Total Votes Cast	55	96.49%	1	38	16
Overvotes	0	0.00%	0	0	0
Undervotes	2	3.51%	0	2	0

STATE PROP 14

Vote For 1

	TOTAL	VOTE %	Absentee	Early Voting	Election Day
For	50	87.72%	1	36	13
Against	7	12.28%	0	4	3
Total Votes Cast	57	100.00%	1	40	16
Overvotes	0	0.00%	0	0	0
Undervotes	0	0.00%	0	0	0

11/07/2023

Office of the Secretary of State
State of Texas
Voting History - Summary

Generated By:145DGOLDEN

LEON

Election: 2023 NOVEMBER 7TH CONSTITUTIONAL AMENDMENT

County:LEON

Precinct	Total Voters	Total Suspense	Total Non-Suspense
1	189	0	189
2	48	0	48
3	71	0	71
4	180	0	180
5	90	0	90
6	258	1	257
7	70	0	70
8	192	0	192
9	33	0	33
10	121	0	121
11	121	0	121
12	155	0	155
13	89	0	89
14	16	0	16
TOTALS	1633	1	1632

The total number of Early Votes is 0, Election Day Votes is 1633 ,
Provisional Ballot is 0 and Rejected Ballots is 0.

11/06/2023

Office of the Secretary of State
State of Texas
Voting History - Summary

Generated By:145D̄GOLDEN

LEON

Election: 2023 NOVEMBER 7TH CONSTITUTIONAL AMENDMENT

County:LEON

Precinct	Total Voters	Total Suspense	Total Non-Suspense
1	192	1	191
2	37	0	37
3	59	0	59
4	26	0	26
5	48	0	48
6	43	0	43
7	40	0	40
8	42	0	42
9	26	0	26
10	73	0	73
11	44	0	44
12	27	0	27
13	104	1	103
14	40	0	40
TOTALS	801	2	799

The total number of Early Votes is 801, Election Day Votes is 0 ,
Provisional Ballot is 0 and Rejected Ballots is 0.

11/07/2023

Office of the Secretary of State
State of Texas
Voting History - Summary

Generated By:145DGOLDEN

LEON

Election: 2023 NOVEMBER 7TH CONSTITUTIONAL AMENDMENT

County:LEON

Precinct	Total Voters	Total Suspense	Total Non-Suspense
1	16	0	16
2	2	0	2
3	2	0	2
4	2	0	2
5	1	0	1
6	5	0	5
7	5	0	5
8	1	0	1
10	4	0	4
11	5	0	5
12	1	0	1
13	3	0	3
14	1	0	1
TOTALS	48	0	48

The total number of Early Votes is 44, Election Day Votes is 0 ,
Provisional Ballot is 0 and Rejected Ballots is 0.

*** BALLOT STATUS ACCOUNTING REPORT ***

07:09 PM November 07, 2023

Unit Serial Number: 0319372960

Leon County, Texas

2023 Amendment Election

0007 Pct #1,2,3,14-Centerville

Election Date: November 07, 2023

Poll Opened Date: November 07, 2023

Poll Opened Time: 06:22 AM

Poll Closed Date: November 07, 2023

Poll Closed Time: 07:08 PM

Public Count: 324

Poll Voting Report

Master Accounting:

Total Blank: 0

Total Overvote: 0

Total Undervote: 49

Total Standard Ballot Sheets: 0

Total ExpressVote Cards: 324

Total Sheets Processed: 324

Ballots for Code 00001-01-01 0

Ballots for Code 00002-01-01 0

Ballots for Code 00003-01-01 0

Ballots for Code 00014-01-01 0

Cards for Style

Pct #1 - Centerville

189

Pct #2 - Guy's Store

48

Pct #3 - Leona

71

Pct #14 - Malvern

16

0007 Pct #1,2,3,14-Centerville

Unit Serial Number: 0319372960

*** END OF REPORT ***

WE, THE UNDERSIGNED, DO HEREBY CERTIFY THAT THE ABOVE RESULTS ARE A TRUE AND ACCURATE ACCOUNT OF ALL BALLOTS COUNTED AND THAT ALL COUNTERS WERE ZERO (0) WHEN THE POLLS OPENED AND THAT THE ELECTION WAS HELD IN ACCORDANCE WITH THE LAWS OF THE STATE.

Patricia Hopkins

Election Judge

Opel McShan

Alternate Judge

Charles Bai

Election Worker

Election Worker

0007 Pct #1,2,3,14-Centerville

Unit Serial Number: 0319372960

*** END OF REPORT ***

*** BALLOT STATUS ACCOUNTING REPORT ***

06:22 AM November 07, 2023

Unit Serial Number: 0319372960

Leon County, Texas

2023 Amendment Election

0007 Pct #1,2,3,14-Centerville

Election Date: November 07, 2023

Poll Opened Date: November 07, 2023

Poll Opened Time: 06:22 AM

Poll Closed Date: No

Poll Closed Time: No

Poll Voting Report

Master Accounting:

Total Blank: 0

Total Overvote: 0

Total Undervote: 0

Total Standard Ballot Sheets: 0

Total ExpressVote Cards: 0

Total Sheets Processed: 0

Ballots for Code 00001-01-01 0

Ballots for Code 00002-01-01 0

Ballots for Code 00003-01-01 0

Ballots for Code 00014-01-01 0

Cards for Style

Pct #1 - Centerville

0

Pct #2 - Guy's Store

0

Pct #3 - Leona

0

Pct #14 - Malvern

0

0007 Pct #1,2,3,14-Centerville

Unit Serial Number: 0319372960

*** END OF REPORT ***

WE, THE UNDERSIGNED, DO HEREBY CERTIFY THAT ALL COUNTERS WERE ZERO (0) WHEN THE POLLS OPENED AND THAT THE ELECTION IS BEING HELD IN ACCORDANCE WITH THE LAWS OF THE STATE.

Patricia Hopkin

Election Judge

Depe Mathan

Alternate Judge

Christi Bass

Election Worker

Election Worker

0007 Pct #1,2,3,14-Centerville

Unit Serial Number: 0319372960

*** END OF REPORT ***

*** BALLOT STATUS ACCOUNTING REPORT ***

07:13 PM November 07, 2023

Unit Serial Number: 0319380837

Leon County, Texas

2023 Amendment Election

0008 Pct #4,5,6-Normangee

Election Date: November 07, 2023

Poll Opened Date: November 07, 2023

Poll Opened Time: 06:16 AM

Poll Closed Date: November 07, 2023

Poll Closed Time: 07:12 PM

Public Count: 528

Poll Voting Report

Master Accounting:

Total Blank: 0

Total Overvote: 0

Total Undervote: 70

Total Standard Ballot Sheets: 0

Total ExpressVote Cards: 528

Total Sheets Processed: 528

Ballots for Code 00004-01-01 0

Ballots for Code 00005-01-01 0

Ballots for Code 00006-01-01 0

Cards for Style

Pct #4 - Normangee

180

Pct #5 - Flynn

90

Pct #6 - Hilltop Lakes

258

0008 Pct #4,5,6-Normangee

Unit Serial Number: 0319380837

*** END OF REPORT ***

WE, THE UNDERSIGNED, DO HEREBY CERTIFY THAT THE ABOVE RESULTS ARE A TRUE AND ACCURATE ACCOUNT OF ALL BALLOTS COUNTED AND THAT ALL COUNTERS WERE ZERO (0) WHEN THE POLLS OPENED AND THAT THE ELECTION WAS HELD IN ACCORDANCE WITH THE LAWS OF THE STATE.

Lana Mancos

Election Judge

Bill Stout

Alternate Judge

[Signature]

Election Worker

Election Worker

0008 Pct #4,5,6-Normangee

Unit Serial Number: 0319380837

*** END OF REPORT ***

*** BALLOT STATUS ACCOUNTING REPORT ***

06:16 AM November 07, 2023

Unit Serial Number: 0319380837

Leon County, Texas

2023 Amendment Election

0008 Pct #4,5,6-Normangee

Election Date: November 07, 2023

Poll Opened Date: November 07, 2023

Poll Opened Time: 06:16 AM

Poll Closed Date: No

Poll Closed Time: No

Poll Voting Report

Master Accounting:

Total Blank: 0

Total Overvote: 0

Total Undervote: 0

Total Standard Ballot Sheets: 0

Total ExpressVote Cards: 0

Total Sheets Processed: 0

Ballots for Code 00004-01-01 0

Ballots for Code 00005-01-01 0

Ballots for Code 00006-01-01 0

Cards for Style

Pct #4 - Normangee

0

Pct #5 - Flynn

0

Pct #6 - Hilltop Lakes

0

0008 Pct #4,5,6-Normangee

Unit Serial Number: 0319380837

*** END OF REPORT ***

WE, THE UNDERSIGNED, DO HEREBY CERTIFY
THAT ALL COUNTERS WERE ZERO (0) WHEN THE
POLLS OPENED AND THAT THE ELECTION IS
BEING HELD IN ACCORDANCE WITH THE LAWS
OF THE STATE.

Lana Marcus

Election Judge

Mike Stout

Alternate Judge

Paul Bell

Election Worker

Election Worker

0008 Pct #4,5,6-Normangee

Unit Serial Number: 0319380837

*** END OF REPORT ***

*** BALLOT STATUS ACCOUNTING REPORT ***

07:27 PM November 07, 2023

Unit Serial Number: 0319380899

Leon County, Texas

2023 Amendment Election

0009 Pct #7,8,9-Jewett

Election Date: November 07, 2023

Poll Opened Date: November 07, 2023

Poll Opened Time: 06:54 AM

Poll Closed Date: November 07, 2023

Poll Closed Time: 07:27 PM

Public Count: 295

Poll Voting Report

Master Accounting:

Total Blank: 0

Total Overvote: 0

Total Undervote: 42

Total Standard Ballot Sheets: 0

Total ExpressVote Cards: 295

Total Sheets Processed: 295

Ballots for Code 00007-01-01 0

Ballots for Code 00008-01-01 0

Ballots for Code 00009-01-01 0

Cards for Style

Pct #7 - Marquez

70

Pct #8 - Jewett

192

Pct #9 - Concord


33

0009 Pct #7,8,9-Jewett


Unit Serial Number: 0319380899

*** END OF REPORT ***


WE, THE UNDERSIGNED, DO HEREBY CERTIFY
THAT THE ABOVE RESULTS ARE A TRUE AND
ACCURATE ACCOUNT OF ALL BALLOTS COUNTED
AND THAT ALL COUNTERS WERE ZERO (0) WHEN
THE POLLS OPENED AND THAT THE ELECTION
WAS HELD IN ACCORDANCE WITH THE LAWS OF
THE STATE.



Election Judge



Alternate Judge



Election Worker

Election Worker

0009 Pct #7,8,9-Jewett

Unit Serial Number: 0319380899

*** END OF REPORT ***

*** BALLOT STATUS ACCOUNTING REPORT ***

06:54 AM November 07, 2023

Unit Serial Number: 0319380899

Leon County, Texas

2023 Amendment Election

0009 Pct #7,8,9-Jewett

Election Date: November 07, 2023

Poll Opened Date: November 07, 2023

Poll Opened Time: 06:54 AM

Poll Closed Date: No

Poll Closed Time: No

Poll Voting Report

Master Accounting:

Total Blank: 0

Total Overvote: 0

Total Undervote: 0

Total Standard Ballot Sheets: 0

Total ExpressVote Cards: 0

Total Sheets Processed: 0

Ballots for Code 00007-01-01 0

Ballots for Code 00008-01-01 0

Ballots for Code 00009-01-01 0

Cards for Style

Pct #7 - Marquez

0

Pct #8 - Jewett

0

Pct #9 - Concord


0

0009 Pct #7,8,9-Jewett

Unit Serial Number: 0319380899

*** END OF REPORT ***

WE, THE UNDERSIGNED, DO HEREBY CERTIFY
THAT ALL COUNTERS WERE ZERO (0) WHEN THE
POLLS OPENED AND THAT THE ELECTION IS
BEING HELD IN ACCORDANCE WITH THE LAWS
OF THE STATE.



Election Judge

Alternate Judge



Election Worker



Election Worker

0009 Pct #7,8,9-Jewett

Unit Serial Number: 0319380899

*** END OF REPORT ***

*** BALLOT STATUS ACCOUNTING REPORT ***

07:19 PM November 07, 2023

Unit Serial Number: 0319380928

Leon County, Texas

2023 Amendment Election

0010 Pct #10, 11, 13-W. Buffalo

Election Date: November 07, 2023

Poll Opened Date: November 07, 2023

Poll Opened Time: 06:31 AM

Poll Closed Date: November 07, 2023

Poll Closed Time: 07:18 PM

Public Count: 331

Poll Voting Report

Master Accounting:

Total Blank: 0

Total Overvote: 0

Total Undervote: 46

Total Standard Ballot Sheets: 0

Total ExpressVote Cards: 331

Total Sheets Processed: 331

Ballots for Code 00010-01-01 0

Ballots for Code 00011-01-01 0

Ballots for Code 00013-01-01 0

Cards for Style

Pct #10 - W. Buffalo

121

Pct #11 - E. Buffalo

121

Pct #13 - Flo

89

0010 Pct #10, 11, 13-W. Buffalo

Unit Serial Number: 0319380928

*** END OF REPORT ***

WE, THE UNDERSIGNED, DO HEREBY CERTIFY
THAT THE ABOVE RESULTS ARE A TRUE AND
ACCURATE ACCOUNT OF ALL BALLOTS COUNTED
AND THAT ALL COUNTERS WERE ZERO (0) WHEN
THE POLLS OPENED AND THAT THE ELECTION
WAS HELD IN ACCORDANCE WITH THE LAWS OF
THE STATE.

Janey Boy

Election Judge

[Signature]

Alternate Judge

[Signature]

Election Worker

Election Worker

*** BALLOT STATUS ACCOUNTING REPORT ***

06:31 AM November 07, 2023

Unit Serial Number: 0319380928

Leon County, Texas

2023 Amendment Election

0010 Pct #10, 11, 13-W. Buffalo

Election Date: November 07, 2023

Poll Opened Date: November 07, 2023

Poll Opened Time: 06:31 AM

Poll Closed Date: No

Poll Closed Time: No

Poll Voting Report

Master Accounting:

Total Blank: 0

Total Overvote: 0

Total Undervote: 0

Total Standard Ballot Sheets: 0

Total ExpressVote Cards: 0

Total Sheets Processed: 0

Ballots for Code 00010-01-01 0

Ballots for Code 00011-01-01 0

Ballots for Code 00013-01-01 0

Cards for Style

Pct #10 - W. Buffalo

0

Pct #11 - E. Buffalo

0

Pct #13 - Flo

0

0010 Pct #10, 11, 13-W. Buffalo

Unit Serial Number: 0319380928

*** END OF REPORT ***

WE, THE UNDERSIGNED, DO HEREBY CERTIFY
THAT ALL COUNTERS WERE ZERO (0) WHEN THE
POLLS OPENED AND THAT THE ELECTION IS
BEING HELD IN ACCORDANCE WITH THE LAWS
OF THE STATE.

Ganey Boyd

Election Judge

Alternate Judge
De Soto

Election Worker

Election Worker
R. D. ...
0010 Pct #10, 11, 13-W. Buffalo
Unit Serial Number: 0319380928

*** END OF REPORT ***

*** BALLOT STATUS ACCOUNTING REPORT ***

07:15 PM November 07, 2023

Unit Serial Number: 0319390002

Leon County, Texas

2023 Amendment Election

0011 Pct #12-Oakwood

Election Date: November 07, 2023

Poll Opened Date: November 07, 2023

Poll Opened Time: 06:08 AM

Poll Closed Date: November 07, 2023

Poll Closed Time: 07:15 PM

Public Count: 155

Poll Voting Report

Master Accounting:

Total Blank: 0

Total Overvote: 0

Total Undervote: 15

Total Standard Ballot Sheets: 0

Total ExpressVote Cards: 155

Total Sheets Processed: 155

Ballots for Code 00012-01-01 0

Cards for Style

Pct #12 - Oakwood

155

0011 Pct #12-Oakwood

Unit Serial Number: 0319390002

*** END OF REPORT ***

Total Sheets Processed: 155

Ballots for Code 00012-01-01

Cards for Style

Pct #12 - Oakwood

155

0011 Pct #12-Oakwood

Unit Serial Number: 0319390002

*** END OF REPORT ***

Karen Jackson
Angela Prime
Walt Keleyford
0319390002

*** BALLOT STATUS ACCOUNTING REPORT ***

06:08 AM November 07, 2023

Unit Serial Number: 0319390002

Leon County, Texas

2023 Amendment Election

0011 Pct #12-Oakwood

Election Date: November 07, 2023

Poll Opened Date: November 07, 2023

Poll Opened Time: 06:08 AM

Poll Closed Date: No

Poll Closed Time: No

Poll Voting Report

Master Accounting:

Total Blank: 0

Total Overvote: 0

Total Undervote: 0

Total Standard Ballot Sheets: 0

Total ExpressVote Cards: 0

Total Sheets Processed: 0

Ballots for Code 00012-01-01 0

Cards for Style

Pct #12 - Oakwood

0

0011 Pct #12-Oakwood

Unit Serial Number: 0319390002

*** END OF REPORT ***

WE, THE UNDERSIGNED, DO HEREBY CERTIFY
THAT ALL COUNTERS WERE ZERO (0) WHEN THE
POLLS OPENED AND THAT THE ELECTION IS
BEING HELD IN ACCORDANCE WITH THE LAWS
OF THE STATE.

E. K. Jackson - Capria

Election Judge

Myanmar Rice

Alternate Judge

Martha Jones

Election Worker

Mr. L. Keefe

Election Worker

0011 Pct #12-Oakwood

Unit Serial Number: 0319390002

*** END OF REPORT ***

Leon County, Texas
2023 Amendment Election
0006 Early Voting
Election Date: November 07, 2023
Poll Opened Date: October 23, 2023
Poll Opened Time: 07:57 AM
Poll Closed Date: November 07, 2023
Poll Closed Time: 08:37 AM
Public Count: 801

Poll Voting Report

Master Accounting:
Total Blank: 0
Total Overvote: 0
Total Undervote: 93

Total Standard Ballot Sheets: 8
Total ExpressVote Cards: 793

Total Sheets Processed: 801

Ballots for Code 00001-01-01	1
Ballots for Code 00002-01-01	0
Ballots for Code 00003-01-01	2
Ballots for Code 00004-01-01	0
Ballots for Code 00005-01-01	1
Ballots for Code 00006-01-01	2
Ballots for Code 00007-01-01	0
Ballots for Code 00008-01-01	2
Ballots for Code 00009-01-01	0
Ballots for Code 00010-01-01	0
Ballots for Code 00011-01-01	0
Ballots for Code 00012-01-01	0
Ballots for Code 00013-01-01	0
Ballots for Code 00014-01-01	0

Cards for Style

Pct #1 - Centerville
191
Pct #2 - Guy's Store
37
Pct #3 - Leona
57
Pct #4 - Normangee
26
Pct #5 - Flynn
47
Pct #6 - Hilltop Lakes
41
Pct #7 - Marquez
40
Pct #8 - Jewett
40
Pct #9 - Concord
26
Pct #10 - W. Buffalo
73
Pct #11 - E. Buffalo
44
Pct #12 - Oakwood
27
Pct #13 - Flo
104
Pct #14 - Malvern
40

0006 Early Voting
Unit Serial Number: 0319390029

Donna Gold
*** END OF REPORT ***
Suzanne Leathers

11/07/23 Constitutional Amendment
Early Voting Closing Tape

Master Accounting:

Total Blank: 0
Total Overvote: 0
Total Undervote: 0

Total Standard Ballot Sheets: 0

Total ExpressVote Cards: 0

Total Sheets Processed: 0

Ballots for Code 00001-01-01 0
Ballots for Code 00002-01-01 0
Ballots for Code 00003-01-01 0
Ballots for Code 00004-01-01 0
Ballots for Code 00005-01-01 0
Ballots for Code 00006-01-01 0
Ballots for Code 00007-01-01 0
Ballots for Code 00008-01-01 0
Ballots for Code 00009-01-01 0
Ballots for Code 00010-01-01 0
Ballots for Code 00011-01-01 0
Ballots for Code 00012-01-01 0
Ballots for Code 00013-01-01 0
Ballots for Code 00014-01-01 0

Cards for Style

Pct #1 - Centerville

0

Pct #2 - Guy's Store

0

Pct #3 - Leona

0

Pct #4 - Normangee

0

Pct #5 - Flynn

0

Pct #6 - Hilltop Lakes

0

Pct #7 - Marquez

0

Pct #8 - Jewett

0

Pct #9 - Concord

0

Pct #10 - W. Buffalo

0

Pct #11 - E. Buffalo

0

Pct #12 - Oakwood

0

Pct #13 - Flo

0

Pct #14 - Malvern

0

0006 Early Voting

Unit Serial Number: 0319390029

*** END OF REPORT ***

Donna Told
Suzanne Leaker

Master Accounting:

Total Blank: 1
Total Overvote: 0
Total Undervote: 12

Total Standard Ballot Sheets: 44

Total ExpressVote Cards: 0

Total Sheets Processed: 44

Ballots for Code 00001-01-01	16
Ballots for Code 00002-01-01	2
Ballots for Code 00003-01-01	2
Ballots for Code 00004-01-01	1
Ballots for Code 00005-01-01	1
Ballots for Code 00006-01-01	5
Ballots for Code 00007-01-01	5
Ballots for Code 00008-01-01	0
Ballots for Code 00009-01-01	0
Ballots for Code 00010-01-01	3
Ballots for Code 00011-01-01	4
Ballots for Code 00012-01-01	1
Ballots for Code 00013-01-01	3
Ballots for Code 00014-01-01	1

Cards for Style

Pct #1 - Centerville

0

Pct #2 - Guy's Store

0

Pct #3 - Leona

0

Pct #4 - Normangee

0

Pct #5 - Flynn

0

Pct #6 - Hilltop Lakes

0

Pct #7 - Marquez

0

Pct #8 - Jewett

0

Pct #9 - Concord

0

Pct #10 - W. Buffalo

0

Pct #11 - E. Buffalo

0

Pct #12 - Oakwood

0

Pct #13 - Flo

0

Pct #14 - Malvern

0

0005 Absentee Ballots

Unit Serial Number: 0319390080

Donna Olden
*** END OF REPORT *** *Donna Olden*

11/07/23 Constitutional Amendment
Ballot by Mail Tape

*** BALLOT STATUS ACCOUNTING REPORT ***

12:42 PM November 06, 2023

Unit Serial Number: 0319390080

Leon County, Texas

2023 Amendment Election

0005 Absentee Ballots

Election Date: November 07, 2023

Poll Opened Date: November 06, 2023

Poll Opened Time: 12:42 PM

Poll Closed Date: No

Poll Closed Time: No

Poll Voting Report

Master Accounting:

Total Blank: 0

Total Overvote: 0

Total Undervote: 0

Total Standard Ballot Sheets: 0

Total ExpressVote Cards: 0

Total Sheets Processed: 0

Cards for Style

Pct #1 - Centerville

0

Pct #2 - Guy's Store

0

Pct #3 - Leona

0

Pct #4 - Normangee

0

Pct #5 - Flynn

0

Pct #6 - Hilltop Lakes

0

Pct #7 - Marquez

0

Pct #8 - Jewett

0

Pct #9 - Concord

0

Pct #10 - W. Buffalo

0

Pct #11 - E. Buffalo

0

Pct #12 - Oakwood

0

Pct #13 - Flo

0

Pct #14 - Malvern

0

0005 Absentee Ballots

Unit Serial Number: 0319390080

*** END OF REPORT ***

WE, THE UNDERSIGNED, DO HEREBY CERTIFY THAT ALL COUNTERS WERE ZERO (0) WHEN THE POLLS OPENED AND THAT THE ELECTION IS BEING HELD IN ACCORDANCE WITH THE LAWS OF THE STATE.


Election Judge


Alternate Judge